

SALICE



Conecta

concealed hinge

ENG



Conecta

Design and aesthetics

- Completely invisible: integrated inside the door and the side panel for a clean and modern look.
- Elegant finishes: available in nickel-plated and titanium versions.

Functionality and movement

- Smooth and silent movement, even with large and heavy doors.
- Soft closing with Silentia+ technology.
- 94° opening with stop, to avoid door-drawer impact when opening.
- 180° opening with reduced return, allowing the extraction of drawers or pull-out elements without spacers.
- Three-way adjustment for impeccable alignment.

Versatility of use

- For wooden doors or doors with aluminium profiles.
- Advanced system: compatible with the Folder concertina door system.



Conecta

PERFECTION HIDES IN THE DETAILS.

Design and aesthetics

The strength of this solution lies in its completely invisible design: the hinge is integrated inside the door and the side panel of the cabinet, leaving the outer surface clean and unobstructed. In this way, the cabinet's aesthetics remain unaltered.

Conecta is available in nickel-plated and titanium finishes with cover caps in various colours, applicable both on the side panel and on the door.

A detail that ensures the hinge harmonises perfectly with the style and personality of the cabinet.



Conecta

Functionality and movement

Every detail is designed to provide a comfortable, precise and reliable user experience.

The movement is smooth and silent, even with large or particularly heavy doors. Gentle and controlled deceleration is guaranteed by the soft closing with silicone-oil dampers, which protect both the door and the cabinet structure from impacts and vibrations. A detail that translates into greater durability of materials and everyday comfort.

Two different openings make the system extremely versatile:

- 94° opening with safety stop prevents contact between door and drawer when opening, avoiding damage and accidental collisions.
- full 180° opening with reduced return of the door makes it possible to easily remove drawers or other pull-out elements without spacers, ensuring full freedom of movement and maximum accessibility.



Conecta

Precision and adjustment

Installation is simple and intuitive thanks to direct three-way calibrated adjustment, which always ensures perfect door alignment. This allows for easy intervention during assembly, saving time and providing maximum precision.

The system's solidity is further guaranteed by the minimum thickness requirements: it can be used with side panels of at least 16 mm thickness and doors of at least 22 mm thickness.



Versatility of use

This versatile hinge is engineered for a wide range of furniture styles and applications. It is compatible with both wooden doors and aluminium profiles, making it the ideal choice for those seeking flexibility without compromising on high performance.

Its innovative design allows it to be used not only for traditional hinged doors, but also as a passage door between spaces, transforming the cabinet into a true architectural solution. In addition, compatibility with the Folder concertina door system further extends its applications, offering the freedom to choose customised configurations for every need.

Conecta

Hinge for wooden doors 94° and 180°

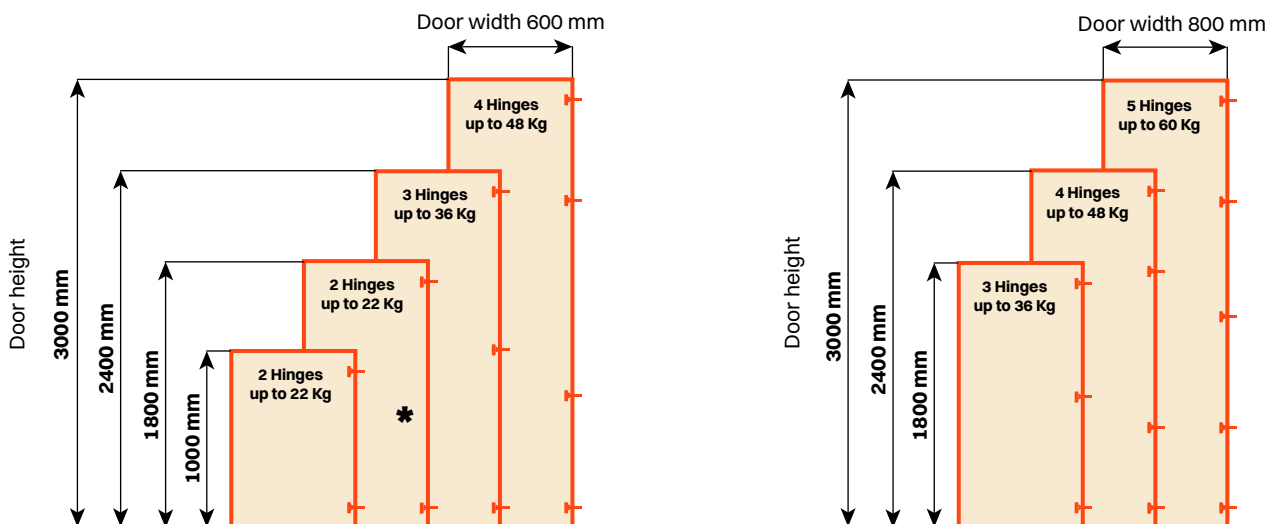


Concealed hinge with recessed insertion in the door and in the side.

- Sideways adjustment: -1 mm +2 mm
- Height adjustment: -2.5 mm +2.5 mm
- Depth adjustment: 0 mm +3 mm



Closing	Hinge part number nickel-plated finish	Hinge part number Titanium finish	Thickness of wooden doors	Opening	Door overlay on the side with holder DQG5	Door overlay on the side with holder DQG3
Soft close	CQL3JE9	CQL3JE6	from 22 mm to 27 mm	94°	10	12.5
Soft close	CQL3KE9	CQL3KE6	from 22 mm to 27 mm	94°	14	16.5
Soft close	CQA3JE9	CQA3JE6	from 25 mm to 30 mm	94°	10	12.5
Soft close	CQA3KE9	CQA3KE6	from 25 mm to 30 mm	94°	14	16.5
Soft close	CQAIJE9	CQAIJE6	from 22 mm to 25 mm	180°	10	12.5

Approx. number of hinges required according to the door dimension and weight



* The addition of one hinge improves the rigidity of the door and allows higher weights than indicated.

Hinge for aluminium-framed doors 94° and 180°

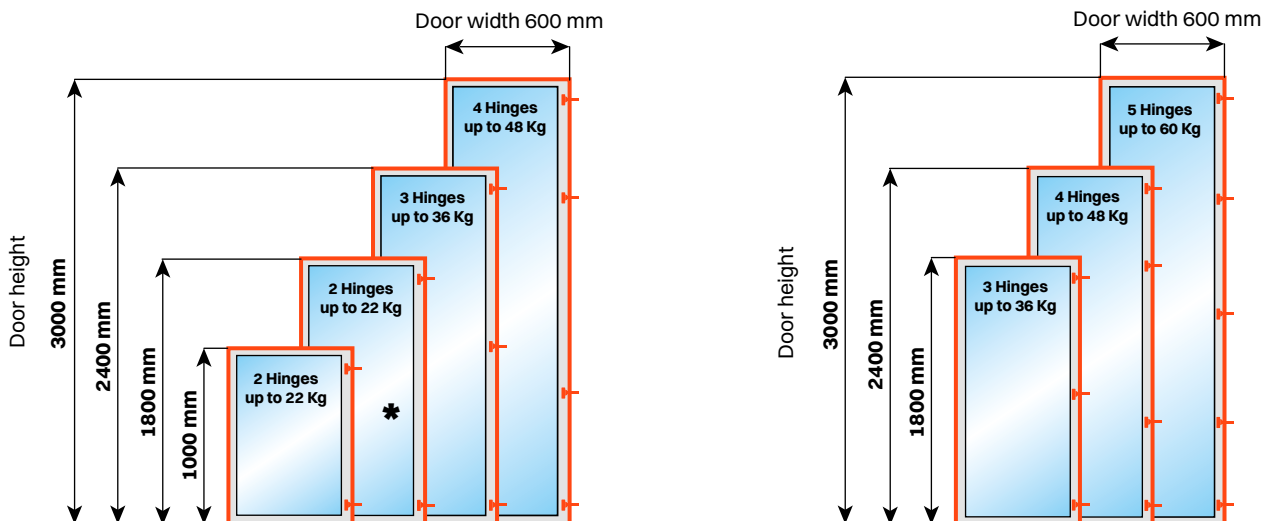


Concealed hinge with recessed insertion in the door and in the side.

- Sideways adjustment: -2 mm +0.5 mm for hinge 94°
- Sideways adjustment: -1 mm +2 mm for hinge 180°
- Height adjustment: -2.5 mm +2.5 mm
- Depth adjustment: 0 mm +3 mm


Closing	Hinge part number nickel-plated finish	Hinge part number Titanium finish	Thickness of aluminium-framed doors	Opening	Door overlay on the side with holder DQG5	Door overlay on the side with holder DQG3
Soft close	CQY3JE9	CQY3JE6	from 22 mm to 27 mm	94°	10	12.5
Soft close	CQY3KE9	CQY3KE6	from 22 mm to 27 mm	94°	14	16.5
Soft close	CQZ3JE9	CQZ3JE6	from 25 mm to 30 mm	94°	10	12.5
Soft close	CQZ3KE9	CQZ3KE6	from 25 mm to 30 mm	94°	14	16.5
Soft close	CQAIJE9	CQAIJE6	from 22 mm to 25 mm	180°	10	12.5

Approx. number of hinges required according to the door dimension and weight



* The addition of one hinge improves the rigidity of the door and allows higher weights than indicated.

Conecta
Hinge for wooden doors 94°



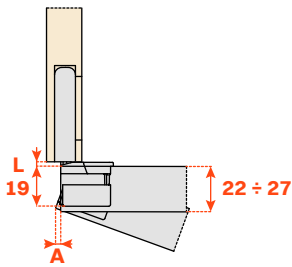
Technical features

Concealed Conecta hinge with recessed insertion in the door and in the side.

Rapid fixing of the door to the cabinet side
 Diameter 35 mm
 Drilling distance fixed at 10 mm from the edge of the door to the centre of the hole
 Door overlay 10 mm with holder DQG5 and 12.5 mm with holder DQG3
 94° opening
 L = 3.5 mm

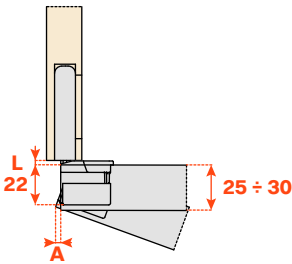
Depth of the metal cup:
CQL3JE: 19 mm (for doors from 22 mm)
CQA3JE: 22 mm (for doors from 25 mm)

Cup drilling depth and space needed to open the door



CQL3JE

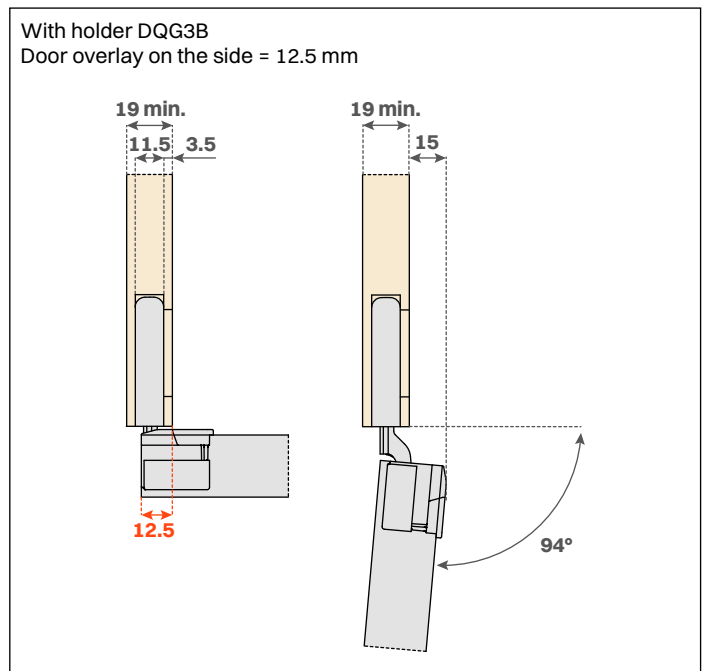
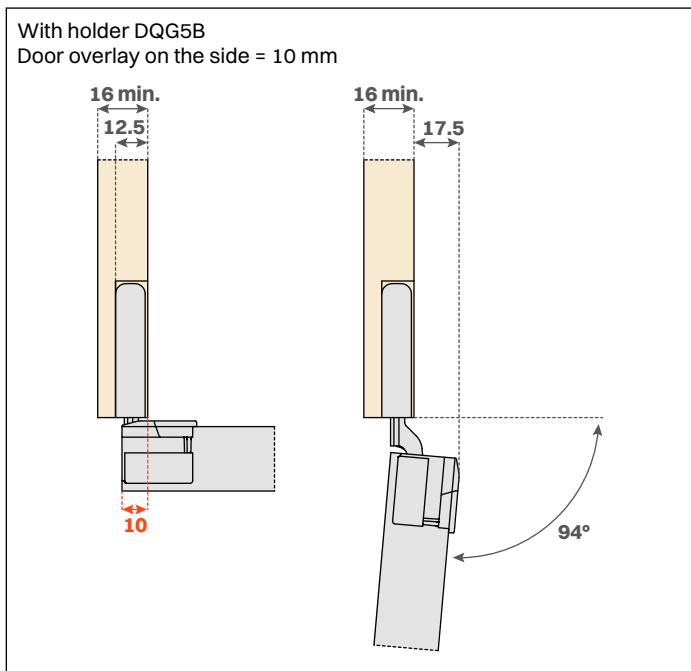
T=	22	23	24	25	26	27
A=	2.4	3.1	4.0	4.7	5.5	6.3



CQA3JE

T=	25	26	27	28	29	30
A=	2.4	3.1	4.0	4.7	5.5	6.3

Assembly instructions



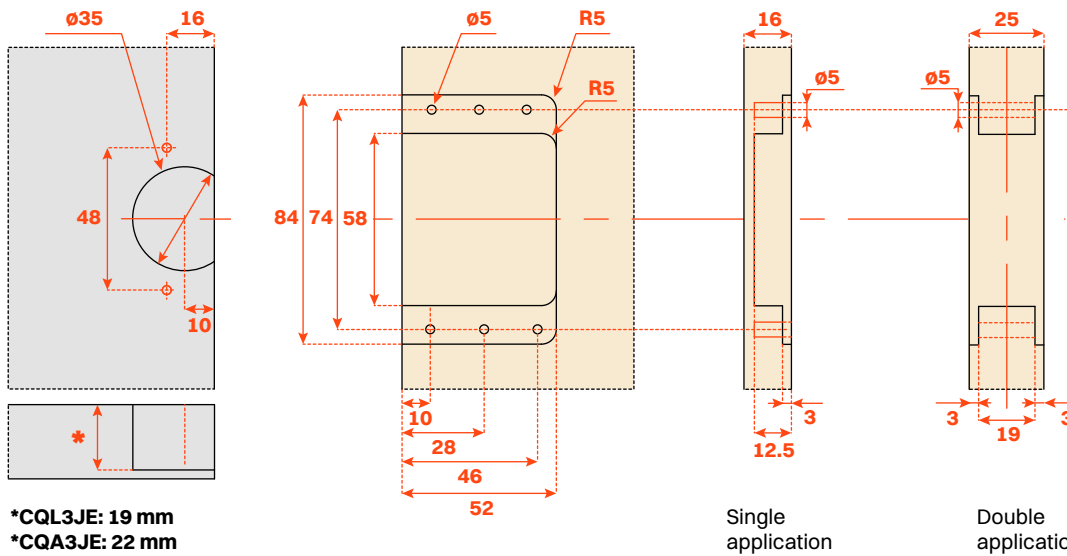
Holder DQG5B




- For single application on side thickness 16 mm min.
- For double application on side thickness 25 mm

To be screw-fixed to the cabinet side:

- Single application with Euroscrews, drilling $\varnothing 5 \times 12.5$ mm
- Double application with $\varnothing 5$ mm interscrews
- Fixing screws and cover caps included in the single packing
- Fixing screws included in the industrial packing



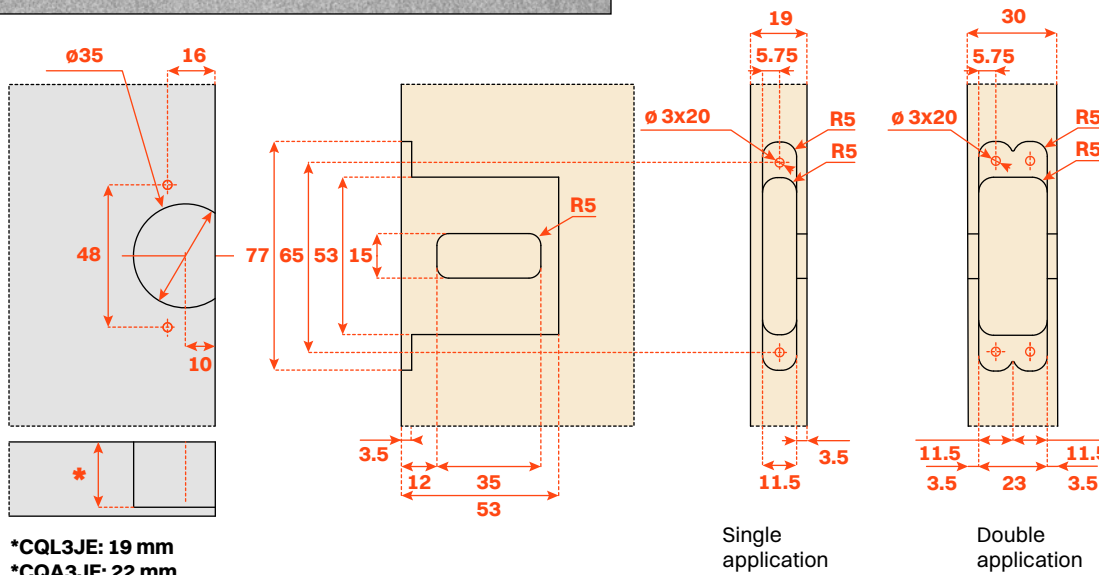
Holder DQG3B




- For single application on side thickness 19 mm min.
- For double application on side thickness 30 mm

To be screw-fixed to the cabinet side:

- Single and double application with screws $\varnothing 4 \times 25$ mm
- Fixing screws and cover caps included in the single packing
- Fixing screws included in the industrial packing



Conecta
Hinge for wooden doors 94°



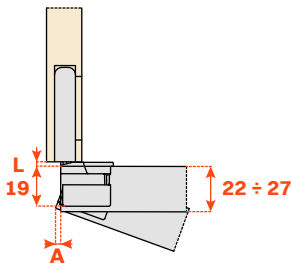
Technical features

Concealed Conecta hinge with recessed insertion in the door and in the side.

Rapid fixing of the door to the cabinet side
Diameter 35 mm
Drilling distance fixed at 10 mm from the edge of the door to the centre of the hole
Door overlay 14 mm with holder DQG5 and 16.5 mm with holder DQG3
94° opening
L = 3.5 mm

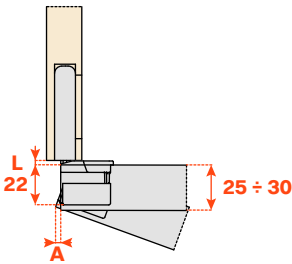
Depth of the metal cup:
CQL3KE: 19 mm (for doors from 22 mm)
CQA3KE: 22 mm (for doors from 25 mm)

Cup drilling depth and space needed to open the door



CQL3KE

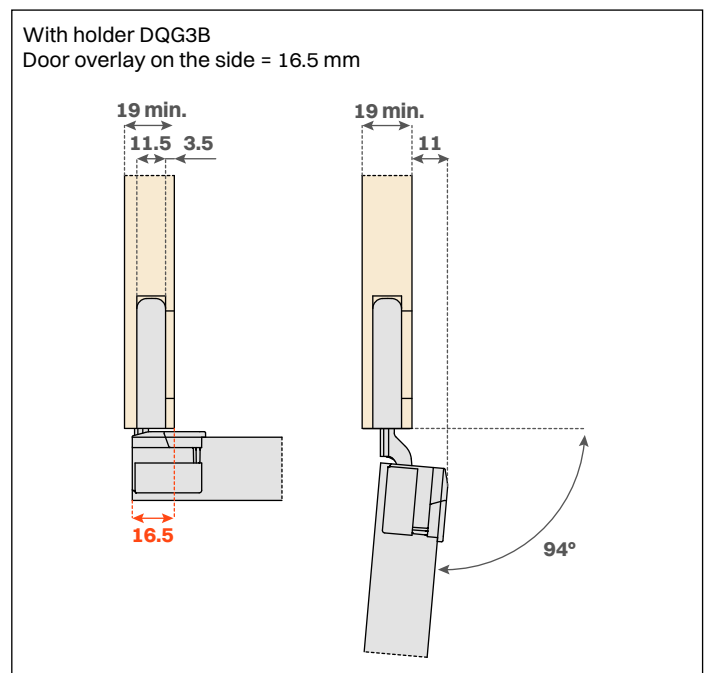
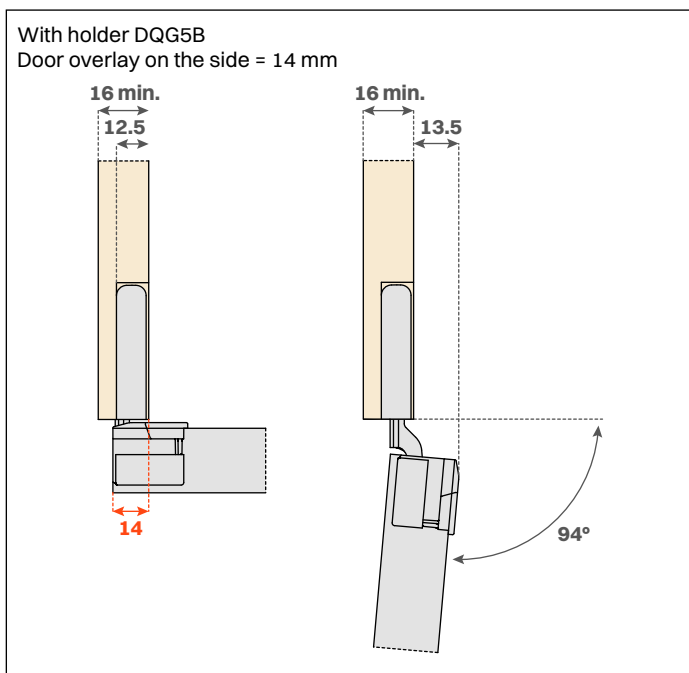
T=	22	23	24	25	26	27
A=	2.4	3.1	4.0	4.7	5.5	6.3



CQA3KE

T=	25	26	27	28	29	30
A=	2.4	3.1	4.0	4.7	5.5	6.3

Assembly instructions

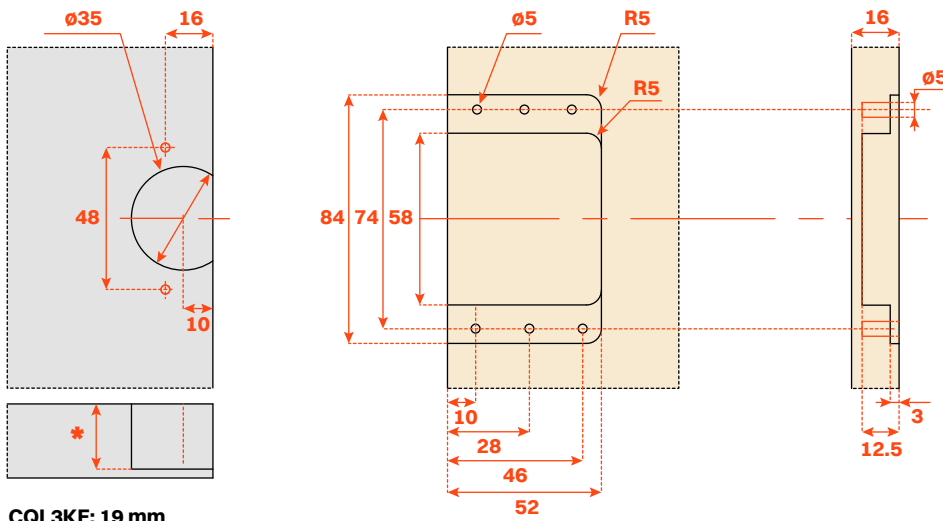


Workings on door and cabinet

Holder DQG5B




- For single application on side thickness 16 mm min.
- To be screw-fixed to the cabinet side:
- Single application with Euro screws, drilling $\varnothing 5 \times 12.5$ mm
- Fixing screws and cover caps included in the single packing
- Fixing screws included in the industrial packing

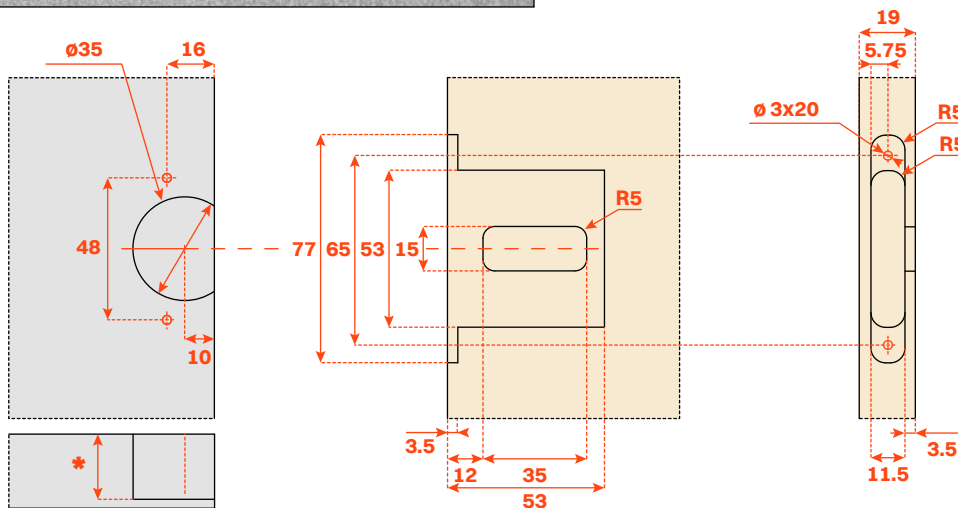


CQL3KE: 19 mm
CQA3KE: 22 mm

Holder DQG3B




- For single application on side thickness 19 mm min.
- To be screw-fixed to the cabinet side:
- Single application with screws $\varnothing 4 \times 25$ mm
- Fixing screws and cover caps included in the single packing
- Fixing screws included in the industrial packing



CQL3KE: 19 mm
CQA3KE: 22 mm

Conecta

Hinge for aluminium-framed doors 94°



Technical features

Concealed Conecta hinge with recessed insertion in the door and in the side.

Rapid fixing of the door to the cabinet side

For aluminium-framed doors

Door overlay 10 mm with holder DQG5 and 12.5 mm with holder DQG3

94° opening

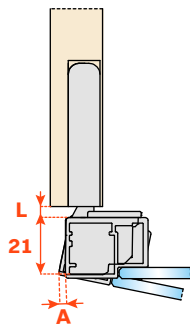
L = 3.5 mm

Depth of the metal cup:

CQY3JE: 21 mm

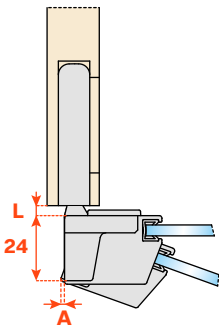
CQZ3JE: 24 mm

Cup drilling depth and space needed to open the door



CQY3JE

T=	22	23	24	25	26	27
A=	2.4	3.1	4.0	4.7	5.5	6.3



CQZ3JE

T=	25	26	27	28	29	30
A=	2.4	3.3	4.2	5.2	6.1	7.1

Assembly instructions

With holder DQG5B
Door overlay on the side = 10 mm

CQY3JE **CQZ3JE**

With holder DQG3B
Door overlay on the side = 12.5 mm

CQY3JE **CQZ3JE**

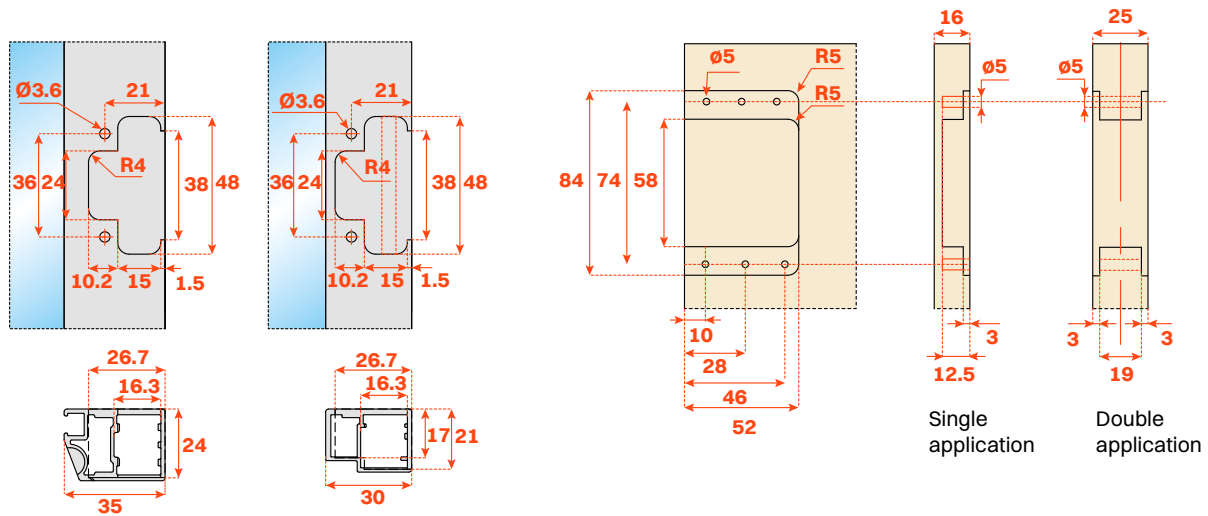
Holder DQG5B




- For single application on side thickness 16 mm min.
- For double application on side thickness 25 mm

To be screw-fixed to the cabinet side:

- Single application with Euroscrews, drilling $\varnothing 5 \times 12.5$ mm
- Double application with $\varnothing 5$ mm interscrews
- Fixing screws and cover caps included in the single packing
- Fixing screws included in the industrial packing



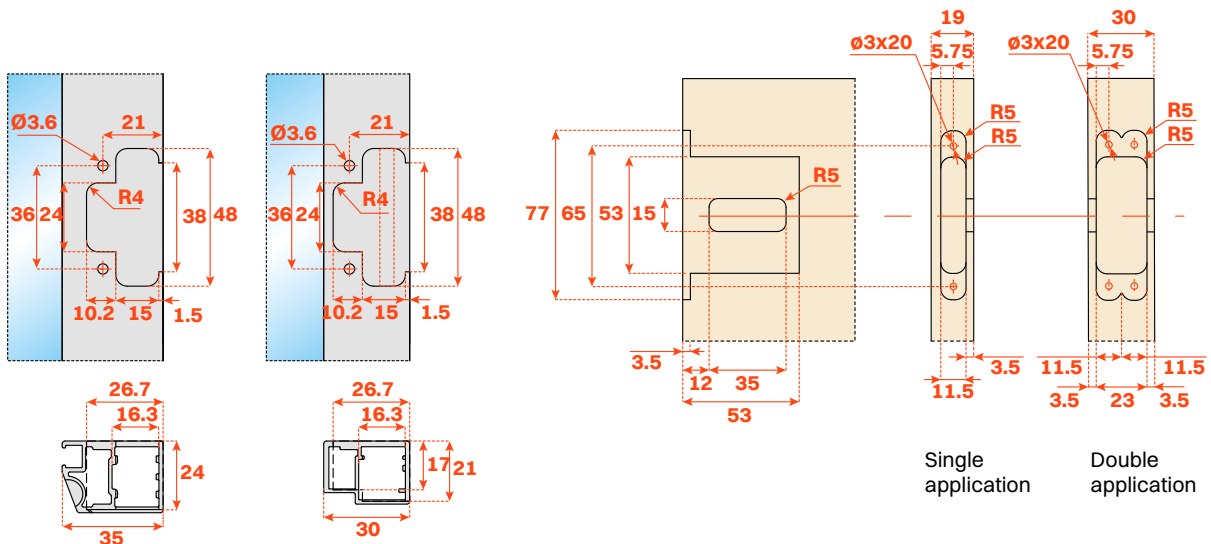
Holder DQG3B



- For single application on side thickness 19 mm min.
- For double application on side thickness 30 mm


To be screw-fixed to the cabinet side:

- Single and double application with screws $\varnothing 4 \times 25$ mm
- Fixing screws and cover caps included in the single packing
- Fixing screws included in the industrial packing



Conecta

Hinge for aluminium-framed doors 94°



Technical features

Concealed Conecta hinge with recessed insertion in the door and in the side.

Rapid fixing of the door to the cabinet side

For aluminium-framed doors

Door overlay 14 mm with holder DQG5 and 16.5 mm with holder DQG3

94° opening

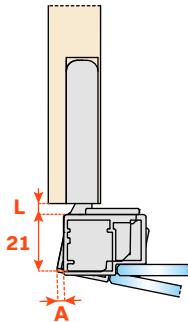
L = 3.5 mm

Depth of the metal cup:

CQY3KE: 21 mm

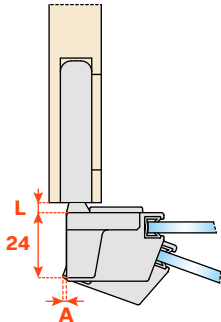
CQZ3KE: 24 mm

Cup drilling depth and space needed to open the door



CQY3KE

T=	22	23	24	25	26	27
A=	2.4	3.1	4.0	4.7	5.5	6.3



CQZ3KE

T=	25	26	27	28	29	30
A=	2.4	3.3	4.2	5.2	6.1	7.1

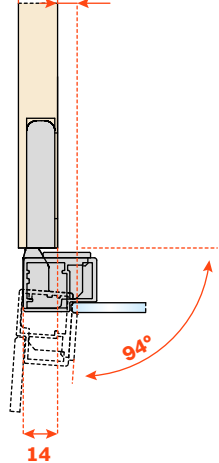
Assembly instructions

With holder DQG5B

Door overlay on the side = 14 mm

16 min

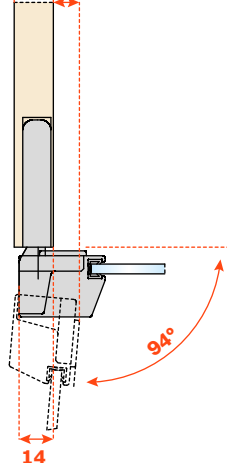
8



CQY3KE

16 min

10.5



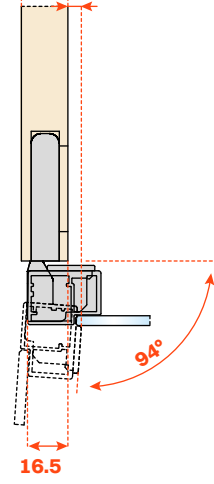
CQZ3KE

With holder DQG3B

Door overlay on the side = 16.5 mm

19 min

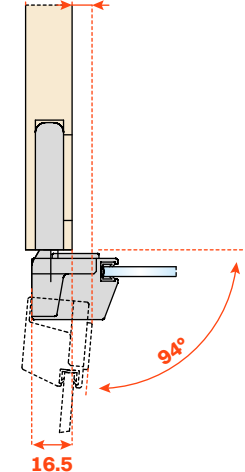
5.5



CQY3KE

19 min

8



CQZ3KE

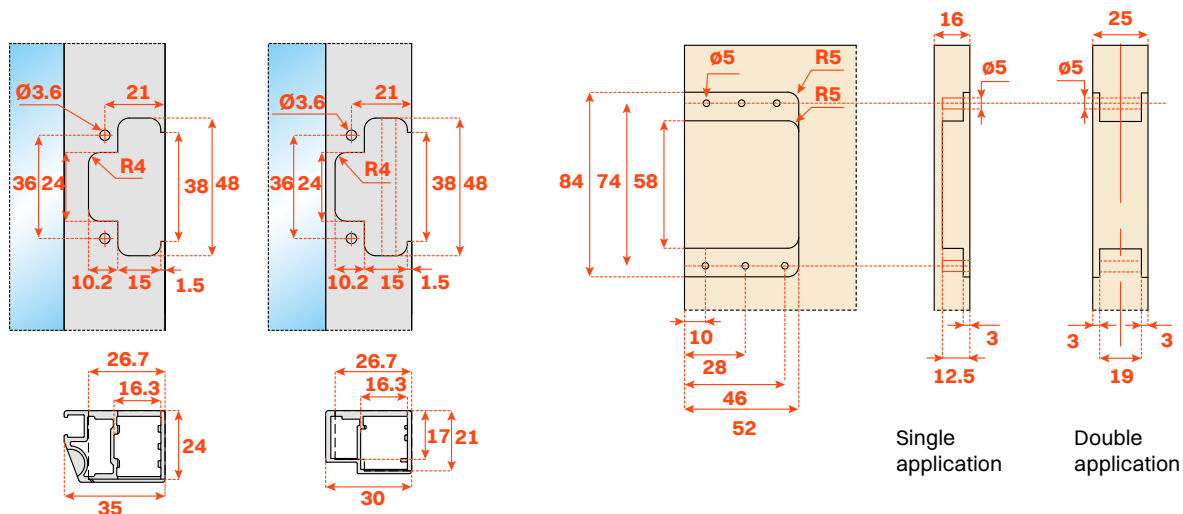
Holder DQG5B




- For single application on side thickness 16 mm min.
- For double application on side thickness 25 mm

To be screw-fixed to the cabinet side:

- Single application with Euro screws, drilling $\varnothing 5 \times 12.5$ mm
- Double application with $\varnothing 5$ mm interscrews
- Fixing screws and cover caps included in the single packing
- Fixing screws included in the industrial packing



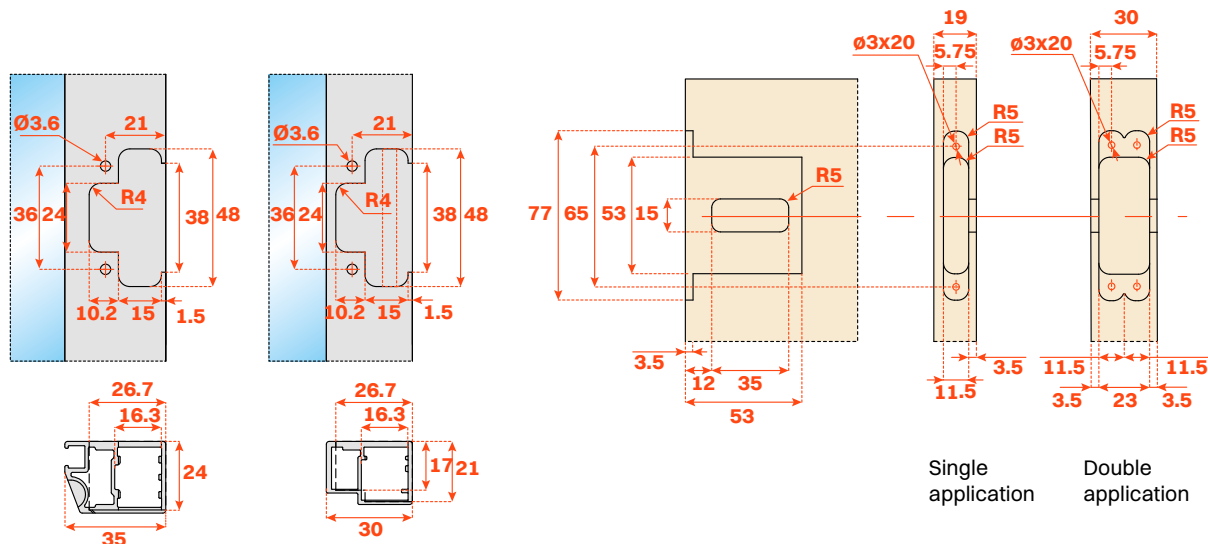
Holder DQG3B



- For single application on side thickness 19 mm min.
- For double application on side thickness 30 mm


To be screw-fixed to the cabinet side:

- Single and double application with screws $\varnothing 4 \times 25$ mm
- Fixing screws and cover caps included in the single packing
- Fixing screws included in the industrial packing



Conecta

Soft-close hinge for wooden and aluminium-framed doors 180°



Technical features

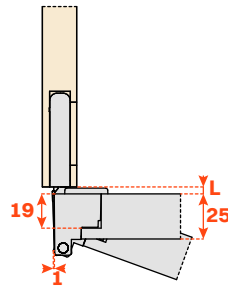
Concealed Conecta hinge with recessed insertion in the door and in the side.

Rapid fixing of the door to the cabinet side
 For wooden and aluminium-framed doors
 Door overlay 10 mm with holder DQG5 and 12.5 mm with holder DQG3
 180° opening
 L = 3.5 mm

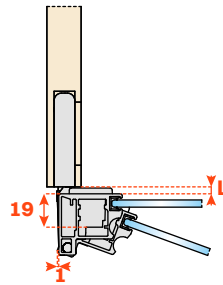
Depth of the metal cup: **19 mm**

Cup drilling depth and space needed to open the door

CQAIJE
 Wooden door



CQAIJE
 Aluminium-framed door



Assembly instructions

With holder DQG5B
 Door overlay on the side = 10 mm

CQAIJE **CQAIJE**

With holder DQG3B
 Door overlay on the side = 12.5 mm

CQAIJE **CQAIJE**

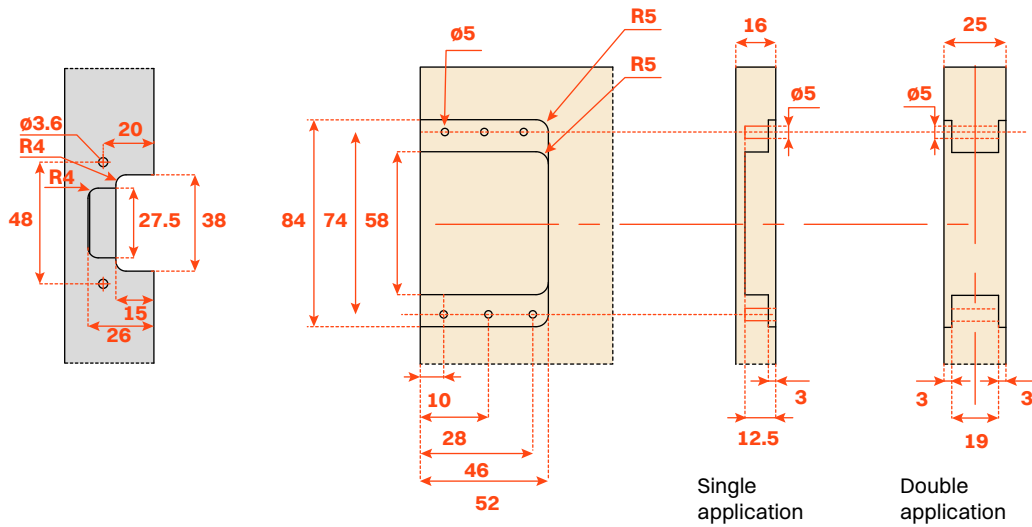
Holder DQG5B




- For single application on side thickness 16 mm min.
- For double application on side thickness 25 mm

To be screw-fixed to the cabinet side:

- Single application with Euroscrews, drilling $\varnothing 5 \times 12.5$ mm
- Double application with $\varnothing 5$ mm interscrews
- Fixing screws and cover caps included in the single packing
- Fixing screws included in the industrial packing



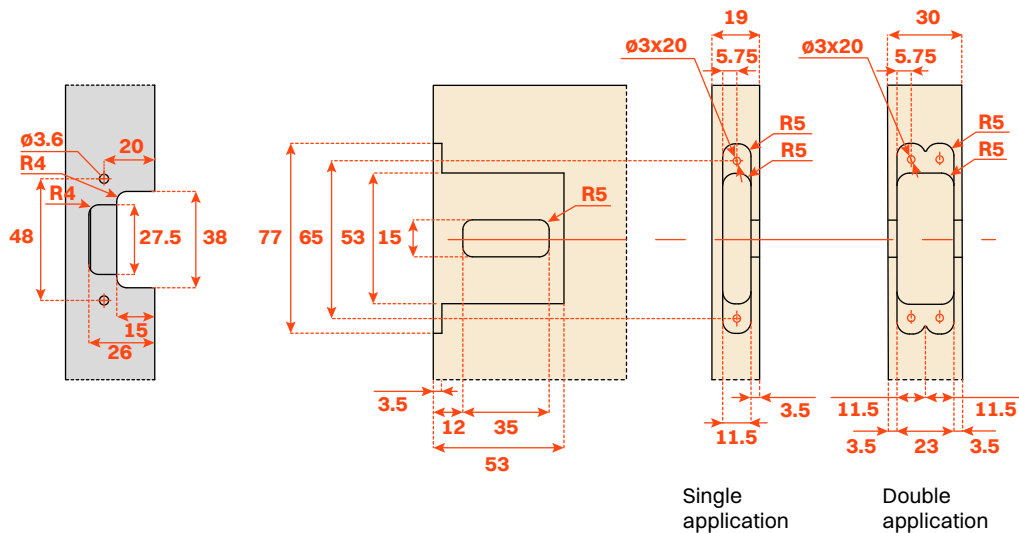
Holder DQG3B



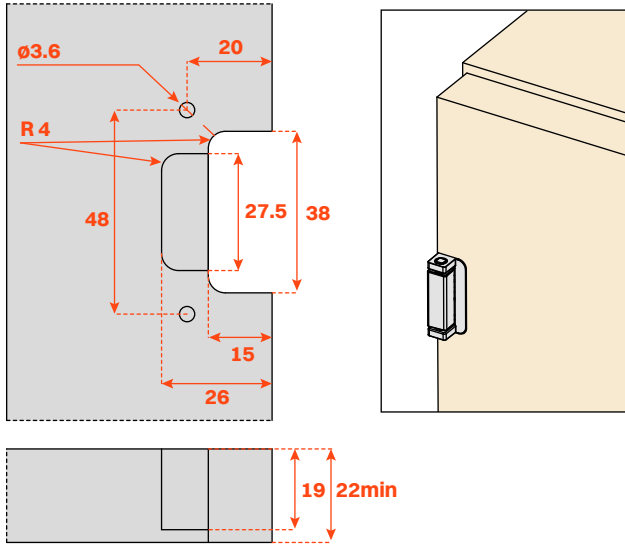
- For single application on side thickness 19 mm min.
- For double application on side thickness 30 mm

To be screw-fixed to the cabinet side:

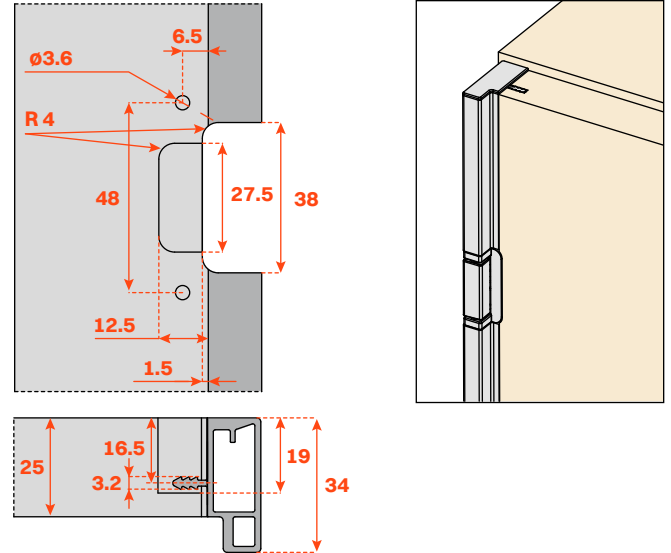
- Single and double application with screws $\varnothing 4 \times 25$ mm
- Fixing screws and cover caps included in the single packing
- Fixing screws included in the industrial packing



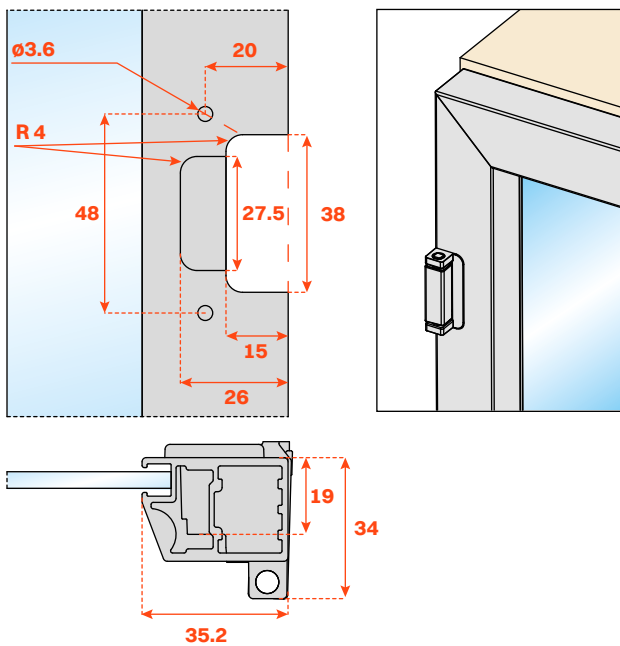
Workings on wooden door



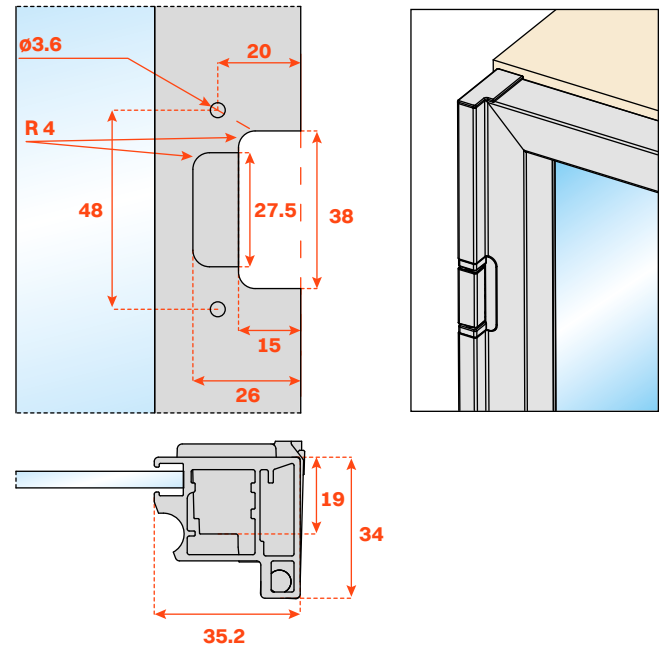
Workings on wooden door with aluminium profile and concealed pin



Workings on aluminium-framed door and visible pin



Workings on aluminium-framed door and concealed pin

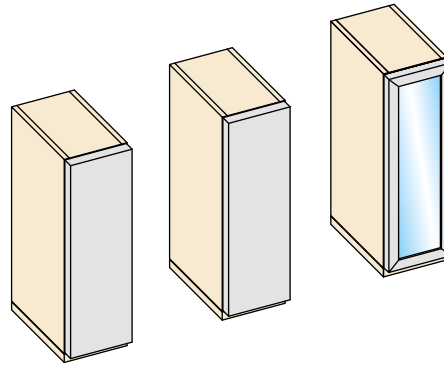






Assembly and adjustments

Conecta

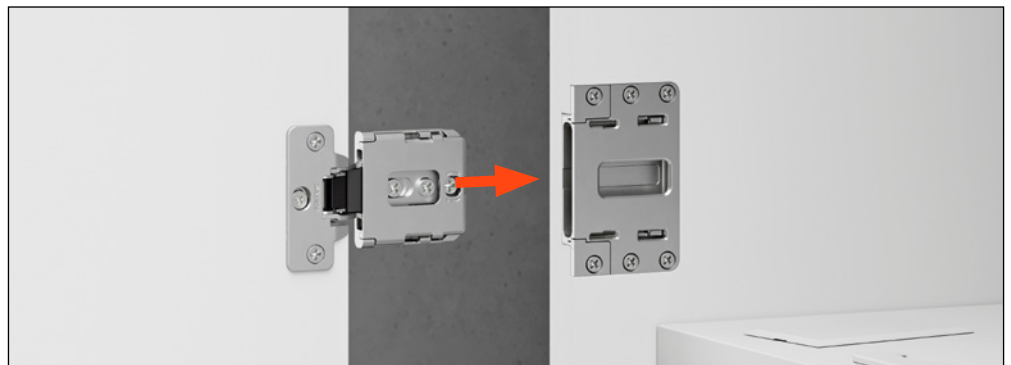
Assembly • Single application with independent structures, holder DQG5B




Fix the holder to the cabinet side using the Euro screws



Fully insert the hinge into the holder



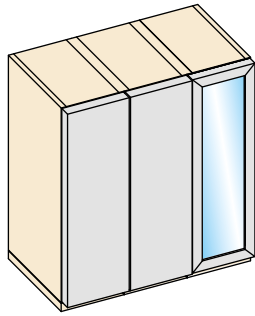
Once fully inserted, lock the hinge into place using the back cam




Apply the flange and the screw cover caps




Application with double side, holder DQG5B



Fix the holders to the cabinet side using the interscrews



Fully insert the hinges into the holders



Once fully inserted, lock the hinges into place using the back cam

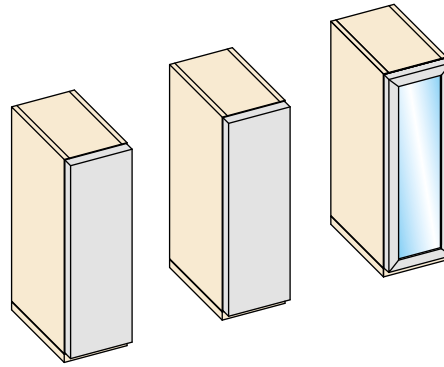



Apply the flange and the screw cover caps




Conecta


Assembly • Single application with independent structures, holder DQG3B




Fix the holder to the cabinet side using the woodscrews



Fully insert the hinge into the holder



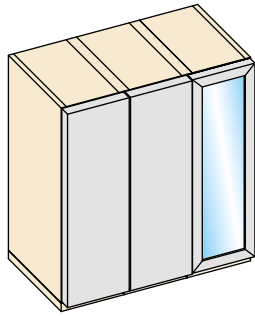
Once fully inserted, lock the hinge into place using the back cam



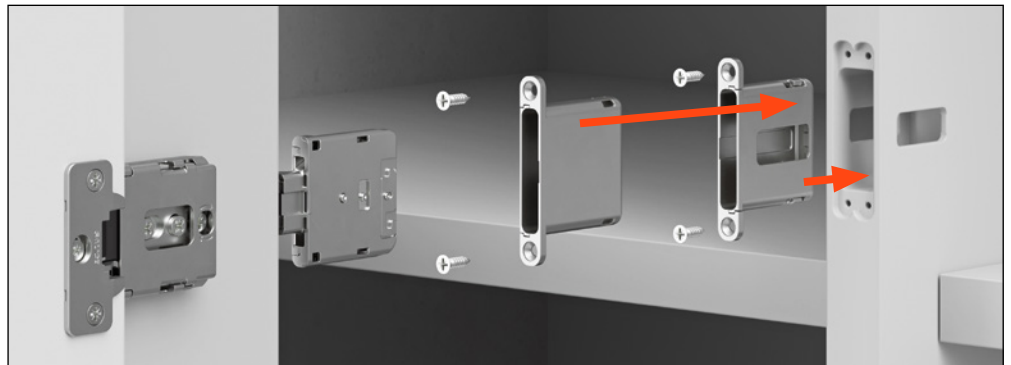
Apply the flange and the screw cover caps



Application with double side, holder DQG3B




Fix the holders to the cabinet side using the woodscrews



Fully insert the hinges into the holders



Once fully inserted, lock the hinges into place using the back cam



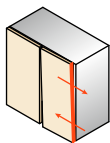
Apply the flange and the screw cover caps



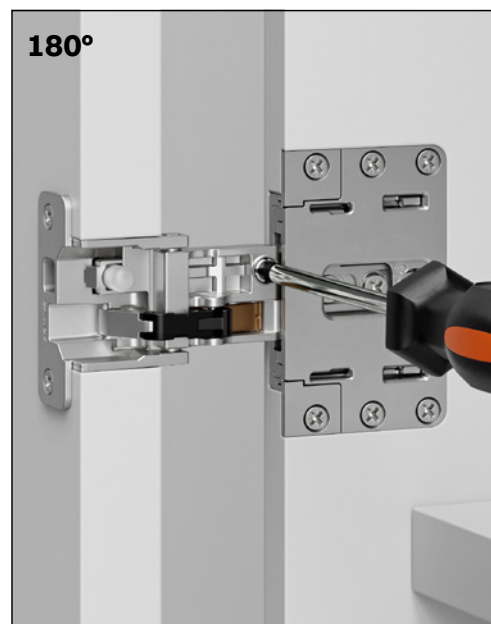
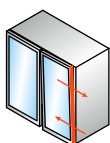
Conecta

Adjustments • Holder DQG5B

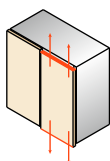
Sideways adjustment for hinge:
from -1 mm to +2 mm



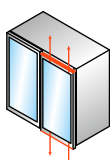
Sideways adjustment for hinge 94°
for aluminium-framed door:
from -2 mm to +0.5 mm



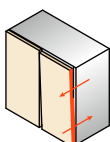
Height adjustment for hinge for wooden
doors: from -2.5 mm to +2.5 mm



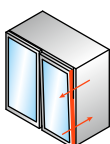
Height adjustment for hinge for
aluminium-framed doors: from -2.5 mm
to +2.5 mm



Depth adjustment for hinge for wooden
doors: from 0 mm to +3 mm

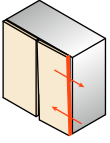


Depth adjustment for hinge for
aluminium-framed doors: from 0 mm
to +3 mm


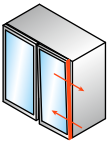


Holder DQG3B

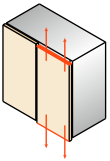
Sideways adjustment for hinge:
from -1 mm to +2 mm



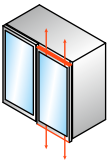
Sideways adjustment for hinge 94°
for aluminium-framed door:
from -2 mm to +0.5 mm



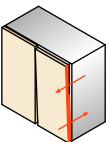
Height adjustment for hinge for wooden
doors: from -2.5 mm to +2.5 mm



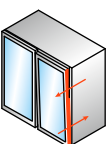
Height adjustment for hinge for
aluminium-framed doors: from -2.5 mm
to +2.5 mm



Depth adjustment for hinge for wooden
doors: from 0 mm to +3 mm















Depth adjustment for hinge for
aluminium-framed doors: from 0 mm
to +3 mm















Conecta

For doors from 22 mm thickness • Industrial packing













Hinge with Nickel-plated finish	Hinge with Titanium finish	INDUSTRIAL packing
For wooden doors • Door overlay: 10 mm (DQG5) - 12.5 mm (DQG3)		
CQL3JE9XXI	CQL3JE6XXI	
		
For wooden doors • Door overlay: 14 mm (DQG5) - 16.5 mm (DQG3)		
CQL3KE9XXI	CQL3KE6XXI	
		
For aluminium-framed doors • Door overlay: 10 mm (DQG5) - 12.5 mm (DQG3)		
CQY3JE9XXI	CQY3JE6XXI	
		
For aluminium-framed doors • Door overlay: 14 mm (DQG5) - 16.5 mm (DQG3)		
CQY3KE9XXI	CQY3KE6XXI	
		
Holder with Nickel-plated finish	Holder with Titanium finish	INDUSTRIAL packing
DQG5BX9XI	DQG5BX6XI	
		Boxes 100 pcs. Pallets 24 boxes • Fixing screws included
Holder with Nickel-plated finish	Holder with Titanium finish	INDUSTRIAL packing
DQG3BX9XI	DQG3BX6XI	
		Boxes 100 pcs. Pallets 24 boxes • Fixing screws included

For doors from 25 mm thickness • Industrial packing













Hinge with Nickel-plated finish	Hinge with Titanium finish	INDUSTRIAL packing
For wooden doors • Door overlay: 10 mm (DQG5) - 12.5 mm (DQG3)		
CQA3JE9XXI	CQA3JE6XXI	
		
For wooden doors • Door overlay: 14 mm (DQG5) - 16.5 mm (DQG3)		
CQA3KE9XXI	CQA3KE6XXI	
		
For aluminium-framed doors • Door overlay: 10 mm (DQG5) - 12.5 mm (DQG3)		
CQZ3JE9XXI	CQZ3JE6XXI	
		
For aluminium-framed doors • Door overlay: 14 mm (DQG5) - 16.5 mm (DQG3)		
CQZ3KE9XXI	CQZ3KE6XXI	
		
		Boxes 100 pcs. Pallets 24 boxes • Fixing screws included
Holder with Nickel-plated finish	Holder with Titanium finish	INDUSTRIAL packing
DQG5BX9XI	DQG5BX6XI	
		
		Boxes 100 pcs. Pallets 24 boxes • Fixing screws included
Holder with Nickel-plated finish	Holder with Titanium finish	INDUSTRIAL packing
DQG3BX9XI	DQG3BX6XI	
		
		Boxes 100 pcs. Pallets 24 boxes • Fixing screws included

Conecta







For doors from 22 mm thickness • Single packing

Hinge with Nickel-plated finish	Hinge with Titanium finish	SINGLE packing
For wooden doors • Door overlay: 10 mm (DQG5) - 12.5 mm (DQG3)		
CQL3JE9XXV	CQL3JE6XXV	
		
For wooden doors • Door overlay: 14 mm (DQG5) - 16.5 mm (DQG3)		
CQL3KE9XXV	CQL3KE6XXV	
		
For aluminium-framed doors • Door overlay: 10 mm (DQG5) - 12.5 mm (DQG3)		
CQY3JE9XXV	CQY3JE6XXV	
		
For aluminium-framed doors • Door overlay: 14 mm (DQG5) - 16.5 mm (DQG3)		
CQY3KE9XXV	CQY3KE6XXV	
		
		<p>Bags 2 pcs. Boxes with 25 bags Pallets 24 boxes</p> <p>•</p> <p>Fixing screws and flange cover cap included</p>
Holder with Nickel-plated finish	Holder with Titanium finish	SINGLE packing
DQG5BX9XS	DQG5BX6XS	
		
		<p>Bags 2 pcs. Boxes with 25 bags Pallets 24 boxes</p> <p>•</p> <p>Fixing screws and screw cover cap included</p>
Holder with Nickel-plated finish	Holder with Titanium finish	SINGLE packing
DQG3BX9XS	DQG3BX6XS	
		
		<p>Bags 2 pcs. Boxes with 25 bags Pallets 24 boxes</p> <p>•</p> <p>Fixing screws and screw cover cap included</p>







For doors from 25 mm thickness • Single packing

Hinge with Nickel-plated finish	Hinge with Titanium finish	SINGLE packing
For wooden doors • Door overlay: 10 mm (DQG5) - 12.5 mm (DQG3)		
CQA3JE9XXV	CQA3JE6XXV	
		
For wooden doors • Door overlay: 14 mm (DQG5) - 16.5 mm (DQG3)		
CQA3KE9XXV	CQA3KE6XXV	
		
For aluminium-framed doors • Door overlay: 10 mm (DQG5) - 12.5 mm (DQG3)		
CQZ3JE9XXV	CQZ3JE6XXV	
		
For aluminium-framed doors • Door overlay: 14 mm (DQG5) - 16.5 mm (DQG3)		
CQZ3KE9XXV	CQZ3KE6XXV	
		
		Bags 2 pcs. Boxes with 25 bags Pallets 24 boxes • Fixing screws and flange cover cap included
Holder with Nickel-plated finish	Holder with Titanium finish	SINGLE packing
DQG5BX9XS	DQG5BX6XS	
		
		Bags 2 pcs. Boxes with 25 bags Pallets 24 boxes • Fixing screws and screw cover cap included
Holder with Nickel-plated finish	Holder with Titanium finish	SINGLE packing
DQG3BX9XS	DQG3BX6XS	
		
		Bags 2 pcs. Boxes with 25 bags Pallets 24 boxes • Fixing screws and screw cover cap included

Conecta 180°
Industrial packing











Hinge with Nickel-plated finish	Hinge with Titanium finish	INDUSTRIAL packing
Soft close		
CQAIJE9BXI	CQAIJE6BXI	
		Boxes 100 pcs. Pallets 24 boxes • Fixing screws for wooden and aluminium-framed doors included
Holder with Nickel-plated finish	Holder with Titanium finish	INDUSTRIAL packing
DQG5BX9XI	DQG5BX6XI	
		Boxes 100 pcs. Pallets 24 boxes • Fixing screws included
Holder with Nickel-plated finish	Holder with Titanium finish	INDUSTRIAL packing
DQG3BX9XI	DQG3BX6XI	
		Boxes 100 pcs. Pallets 24 boxes • Fixing screws included

Single packing

Hinge with Nickel-plated finish	Hinge with Titanium finish	SINGLE packing
Soft close		
CQAIJE9BXV	CQAIJE6BXV	
		<p>Bags 2 pcs. Boxes with 25 bags Pallets 24 boxes</p> <ul style="list-style-type: none"> • <p>Fixing screws for wooden and aluminium-framed doors and flange cover cap included</p>
Holder with Nickel-plated finish	Holder with Titanium finish	SINGLE packing
DQG5BX9XS	DQG5BX6XS	
		<p>Bags 2 pcs. Boxes with 25 bags Pallets 24 boxes</p> <ul style="list-style-type: none"> • <p>Fixing screws and screw cover cap included</p>
Holder with Nickel-plated finish	Holder with Titanium finish	SINGLE packing
DQG3BX9XS	DQG3BX6XS	
		<p>Bags 2 pcs. Boxes with 25 bags Pallets 24 boxes</p> <ul style="list-style-type: none"> • <p>Fixing screws and screw cover cap included</p>

Conecta
Screw cover caps

Symmetrical plastic screw cover caps with Salice printed logo.





















Screw cover caps DQG3B	Screw cover caps DQG5B	Packing
PQFXAA1SN	PQF5AA1SN	Boxes 100 pcs. • Large Boxes 600 pcs.
White	White	
		
PQFXAA3SN	PQF5AA3SN	Boxes 100 pcs. • Large Boxes 600 pcs.
Black	Black	
		
PQFXAA6SN	PQF5AA6SN	Boxes 100 pcs. • Large Boxes 600 pcs.
Titanium	Titanium	
		
PQFXAA9SN	PQF5AA9SN	Boxes 100 pcs. • Large Boxes 600 pcs.
Satin Chrome	Satin Chrome	
		
PQFXAAWSN	PQF5AAWSN	Boxes 100 pcs. • Large Boxes 600 pcs.
Satin Gold	Satin Gold	
		

Screw cover caps and flange cover caps


Symmetrical plastic screw cover caps.

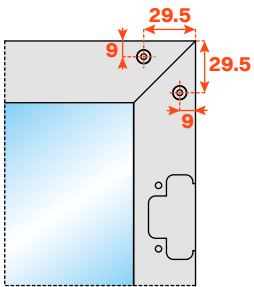
They can be personalised on request with silk-screen printed logo.


Plastic flange cover caps.

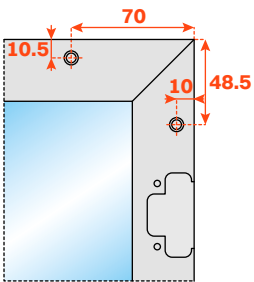
Screw cover caps DQG3B	Screw cover caps DQG5B	Packing	Flange cover cap for 94° hinge for wooden doors and 180° hinge for wooden and aluminium-framed doors	Flange cover caps Hinge for aluminium-framed doors	Packing
PQFXAA1	PQF5AA1	Boxes 100 pcs. • Large Boxes 600 pcs.	PQSAAA1	PQSZAA1	Boxes 100 pcs. • Large Boxes 600 pcs.
White	White		White	White	
					
PQFXAA3	PQF5AA3	Boxes 100 pcs. • Large Boxes 600 pcs.	PQSAAA3	PQSZAA3	Boxes 100 pcs. • Large Boxes 600 pcs.
Black	Black		Black	Black	
					
PQFXAA6	PQF5AA6	Boxes 100 pcs. • Large Boxes 600 pcs.	PQSAAA6	PQSZAA6	Boxes 100 pcs. • Large Boxes 600 pcs.
Titanium	Titanium		Titanium	Titanium	
					
PQFXAA9	PQF5AA9	Boxes 100 pcs. • Large Boxes 600 pcs.	PQSAAA9	PQSZAA9	Boxes 100 pcs. • Large Boxes 600 pcs.
Satin Chrome	Satin Chrome		Satin Chrome	Satin Chrome	
					
PQFXAAW	PQF5AAW	Boxes 100 pcs. • Large Boxes 600 pcs.	PQSAAAW	PQSZAAW	Boxes 100 pcs. • Large Boxes 600 pcs.
Satin Gold	Satin Gold		Satin Gold	Satin Gold	
					


Conecta
Accessories

Steel corner connectors for the assembly of the aluminium door profile	Part number	Packing
	<p>DQZ3HS5V04</p>	<p>Boxes with 25 bags</p> <p>•</p> <p>1 bag contains: 4 corner connectors and assembly screws (nickel-plated and titanium finish)</p>

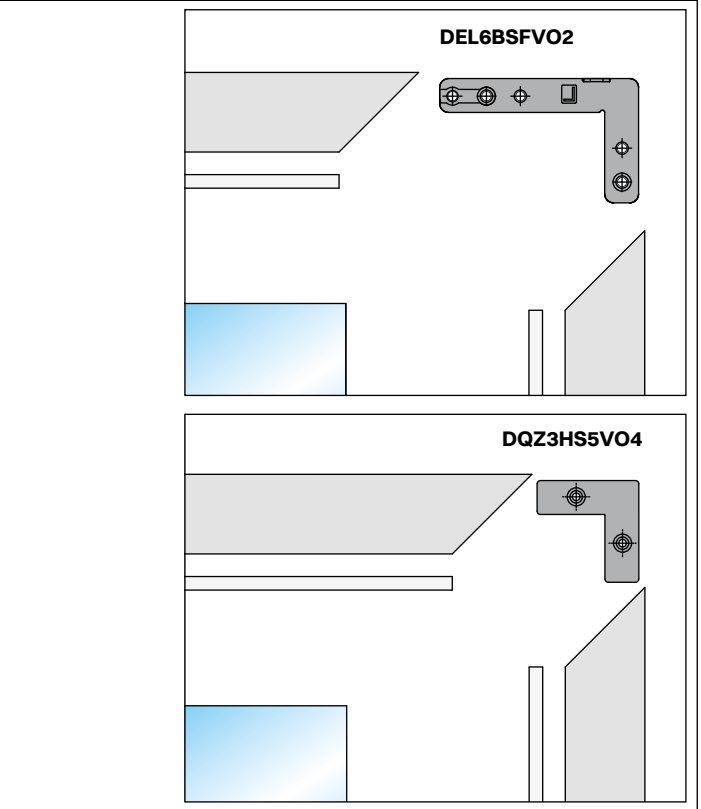
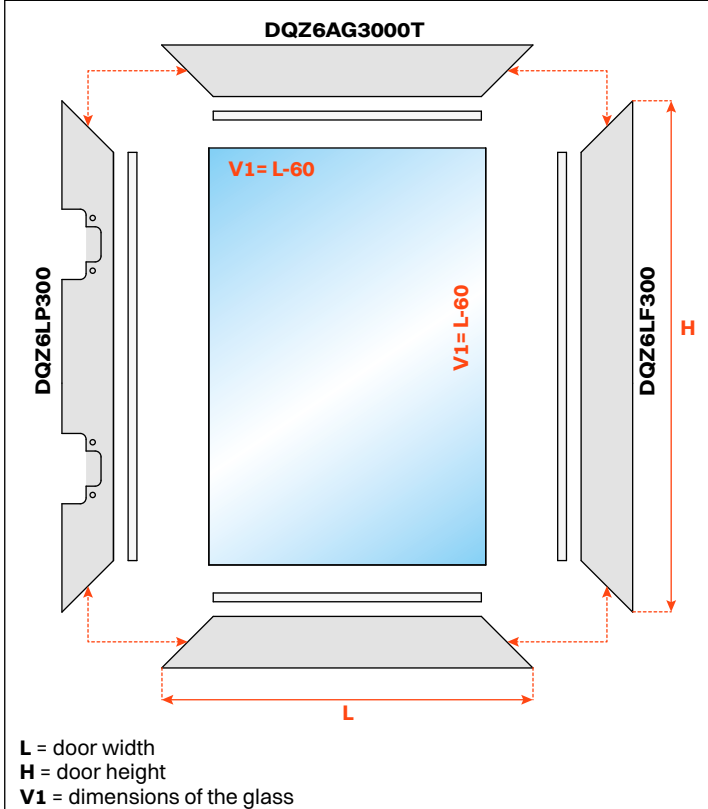
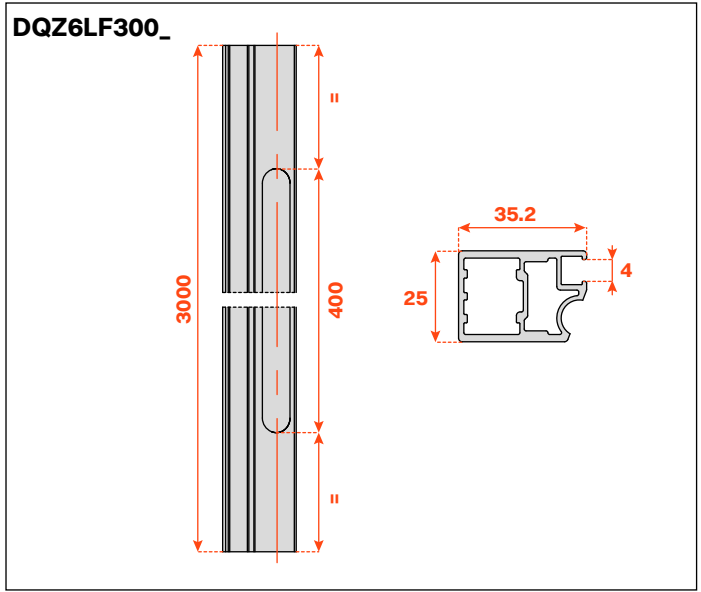
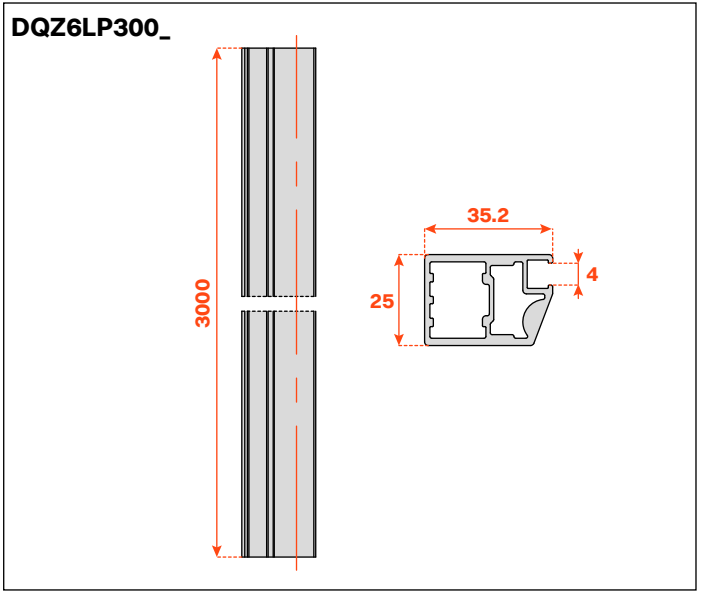


Die-cast corner connectors for the assembly of the aluminium door profile	Part number	Packing
	<p>DEL6BSFV02</p>	<p>Boxes with 25 bags</p> <p>•</p> <p>1 bag contains: 4 corner connectors and assembly screws (nickel-plated and titanium finish)</p>




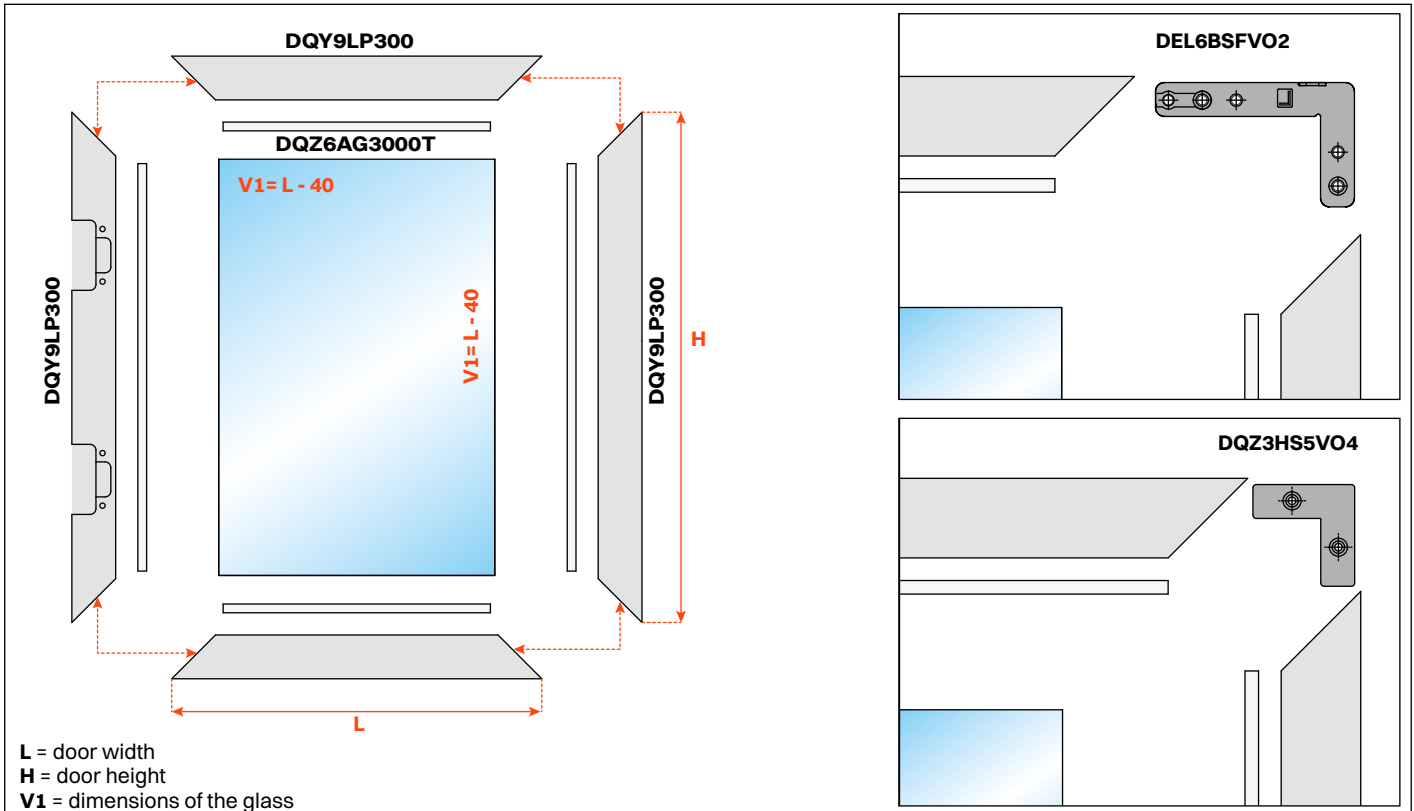
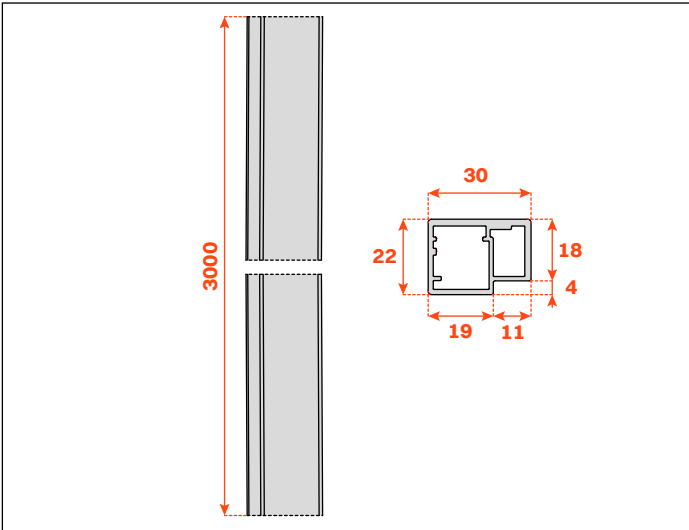
Gasket for glass	Part number	Packing	Length
	<p>DQZ6AG3000T</p>	<p>100 lengths</p>	<p>3 metres</p>




Aluminium door profile for glass insertion (4 mm)	Part number	Packing	Length
	DQZ6LP300P	10 profiles in silver anodised aluminium	3 metres
	DQZ6LP300T	10 profiles in titanium-coated aluminium	
	DQZ6LF300P	10 profiles in silver anodised aluminium with handle	
	DQZ6LF300T	10 profiles in titanium-coated aluminium with handle	

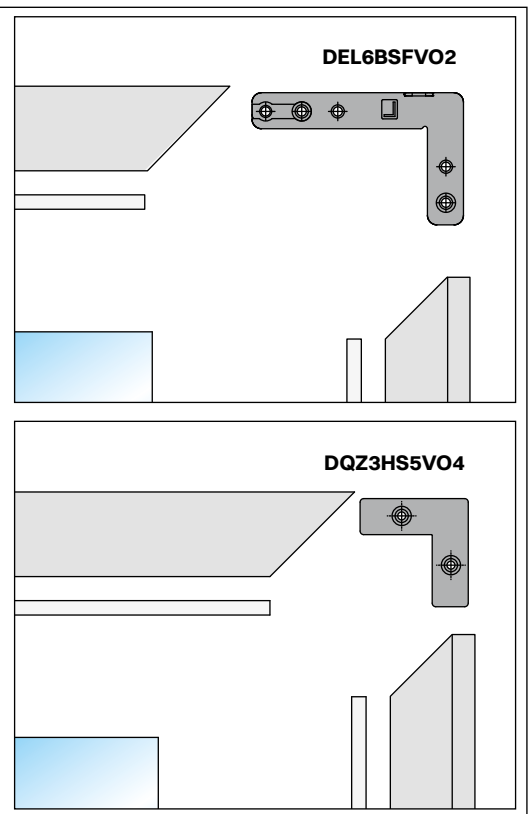
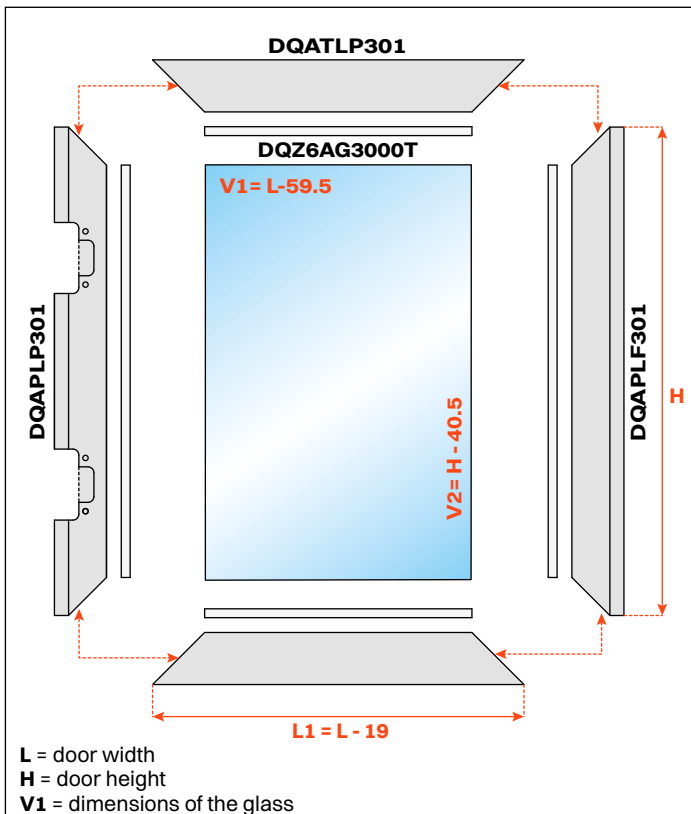
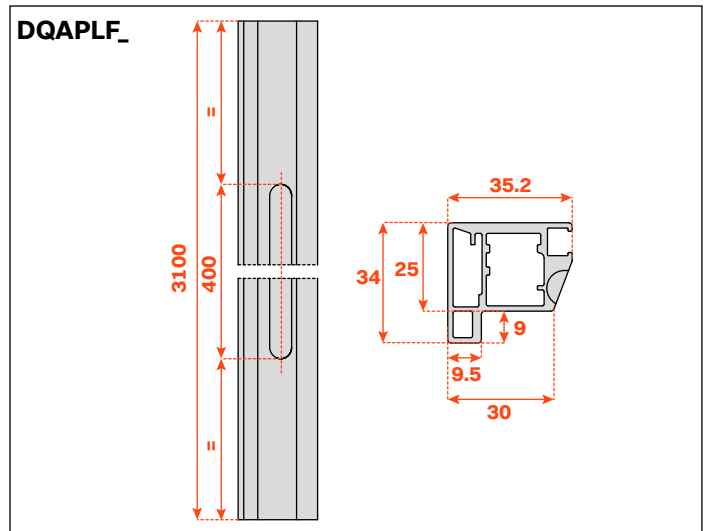
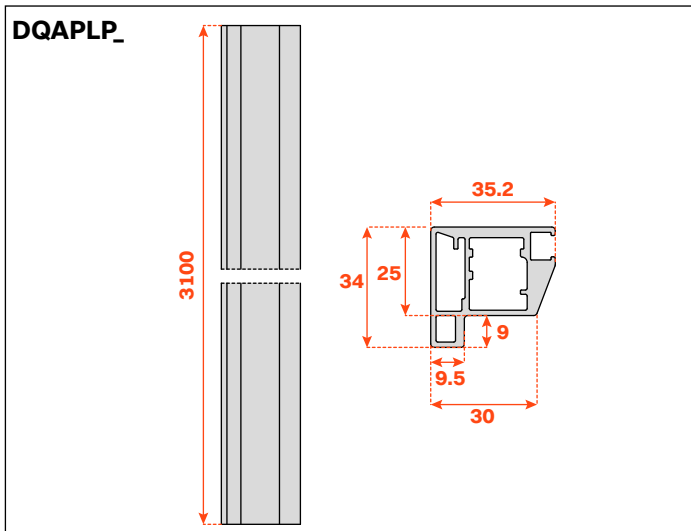



L = door width
H = door height
V1 = dimensions of the glass

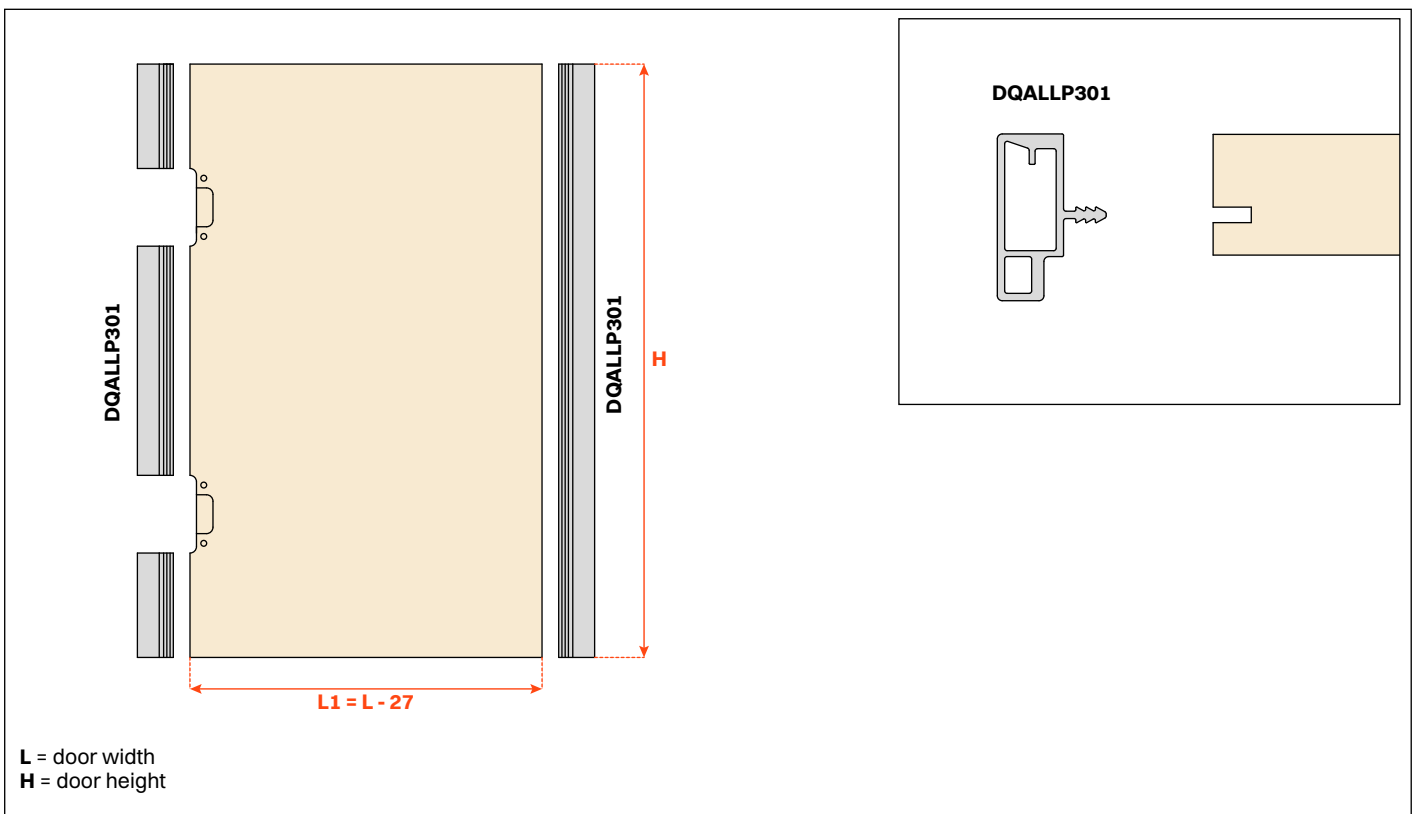
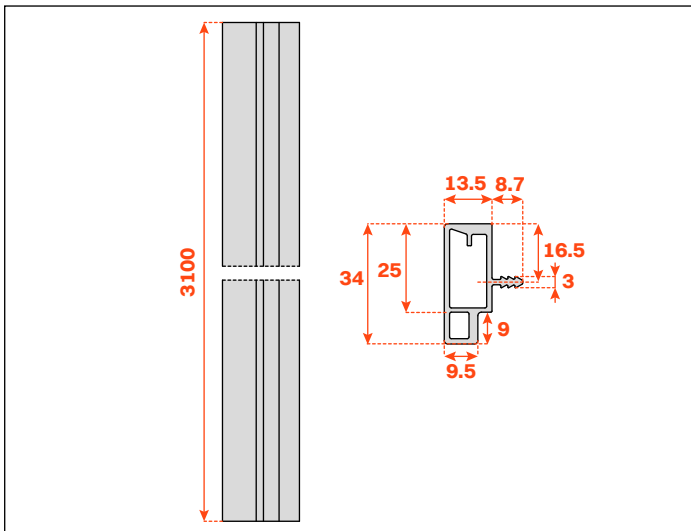
Aluminium door profile for glass to be glued (4 mm). Only for Conecta 94°.	Part number	Packing	Length
	DQY9LP300P	10 profiles in silver anodised aluminium	3 metres
	DQY9LP300T	10 profiles in titanium-coated aluminium	





Aluminium door profile for glass insertion (4 mm)	Part number	Packing	Length
	DQAPLP301P	8 vertical profiles in silver anodised aluminium 32 end elements	3.1 metres
	DQAPLP301T	8 vertical profiles in titanium-coated aluminium 32 end elements	
	DQAPLF301P	8 vertical profiles in silver anodised aluminium with handle 16 end elements	
	DQAPLF301T	8 vertical profiles in titanium-coated aluminium with handle 16 end elements	
	DQATLP301P	8 horizontal profiles in silver anodised aluminium	
	DQATLP301T	8 horizontal profiles in titanium-coated aluminium	




Aluminium door profile for wooden doors	Part number	Packing	Length
	DQALLP301P	8 profiles in silver anodised aluminium for wooden doors • 32 end elements	3 metres
	DQALLP301T	8 profiles in Titanium finish for wooden doors • 32 end elements	









HEADQUARTERS AND PRODUCTION UNITS

ARTURO SALICE S.p.A.

HEAD OFFICE

VIA PROVINCIALE NOVEDRATESE, 10
22060 NOVEDRATE (COMO) ITALIA
TEL. 031 790424 - FAX 031 791508
info.salice@salice.com
www.salice.com

ARTURO SALICE S.p.A.

VIA ARISTIDE MERLONI, 11
61036 COLLI AL METAURO (PU) ITALIA
TEL. 0721 899800
FAX 0721 897980
info.salice@salice.com
www.salice.com

BORTOLUZZI SISTEMI S.p.A.

VIA CADUTI 14 SETTEMBRE 1944, 45
32100 BELLUNO (BL) ITALIA
TEL. 0437 930866
FAX 0437 931442
info@bortoluzzi.com
www.salice.com

NUOVA ATIM S.r.l.

VIA IV NOVEMBRE, 52
20019 SETTIMO MILANESE (MI) ITALIA
TEL. 02 33503203
FAX 02 33516514
info@atimspa.com
www.atimspa.com

VILLES S.r.l.

VIA CASTOLDI, 6/8
20090 TREZZANO SUL NAVIGLIO (MI) ITALIA
TEL. 02 4452083
FAX 02 4452838
info@villes2000.com
www.villes2000.com

BRANCHES

DEUTSCHE SALICE GMBH

RUDOLF DIESEL STR. 10
74382 NECKARWESTHEIM
TEL. 07133 9807-0
FAX. 07133 9807-16
info.salice@deutschesalice.de
www.salice.com

DEUTSCHE SALICE GMBH

VERKAUFSBÜRO NORD
RINGSTRASSE 36/A30 CENTER
32584 LÖHNE
TEL. 05731 15608-0
FAX. 05731 15608-10
vknord@deutschesalice.de
www.salice.com

SALICE UK LTD.

KINGFISHER WAY
HINCHINGBROOKE BUSINESS PARK
HUNTINGDON CAMBS PE 29 6FN
TEL. 01480 413831
FAX. 01480 451489
info.salice@saliceuk.co.uk
www.salice.com

SALICE FRANCE S.A.R.L.

285 RUE DE GOA ZAC LES 3 MOULINS
06600 ANTIBES
TEL. 0493 330069
FAX. 0493 330141
info.salice@salicefrance.com
www.salice.com

SALICE ESPAÑA, S.L.U.

C/ AIGUAFREDA 4, P.I. AMETLLA PARK
08480 L'AMETLLA DEL VALLÈS (BARCELONA)
TEL. 0034 938 46 88 61
info.salice@saliceespana.es
www.salice.com

SALICE PORTUGAL UNIP. LDA

SHOWROOM:
TV SÁ E MELO 161 FA
4470-116 MAIA - PORTO
TEL: 00351 224 154 221
Info@saliceportugal.pt
www.salice.com

ARMAZÉM:
VIA ROTA DOS MÓVEIS I 399
4585-325 GANDRA

SALICE CHINA (SHANGHAI) CO. LTD.

RM 602, 6/F, TOWER 1,
3688 YINGGANG DONG ROAD
QINGPU DISTRICT
201703 SHANGHAI, CHINA
TEL. 021 3988-9880
info.salice@salicechina.com
www.salicechina.com

SALICE INDIA PVT. LTD.

1001 & 1002, 10TH FLOOR,
CENTRUM, PLOT NO. C-3,
OPP. WAGLE PRABHAG SAMITI OFFICE,
MIDC AREA, WAGLE INDUSTRIAL ESTATE,
THANE - 400604, MAHARASHTRA
TEL. 022 20812050
info@saliceindia.com
www.salice.com

SALICE CANADA INC.

3500 RIDGEWAY DRIVE,
UNIT#1
MISSISSAUGA, ONTARIO, L5L 0B4
TEL. 905 820 8787
FAX. 905 820 7226
info.salice@salicecanada.com
www.salicecanada.com

SALICE AMERICA INC.


2123 CROWN CENTRE DRIVE
CHARLOTTE NC. 28227
TEL. 704 841 7810
FAX. 704 841 7808
info.salice@saliceamerica.com
www.saliceamerica.com

ARTURO SALICE S.p.A.

HEAD OFFICE

VIA PROVINCIALE NOVEDRATESE, 10
22060 NOVEDRATE (COMO) ITALIA
TEL. 031 790424 - FAX 031 791508

info.salice@salice.com
www.salice.com



Digital contents