

DRAWER SLIDE

อุปกรณ์รางลิ้นชัก



UNICA

Full-extension - Clip version - 6558

Full-extension runner system fixed to the drawer by clip

- ✓ INTEGRATED PUSH SYSTEM
- ✓ INTEGRATED SMOVE SYSTEM
- ✓ RUNNER LENGTH FROM 300 TO 500 MM
- ✓ CLIP WITH HEIGHT, DEPTH AND SIDE ADJUSTMENT
- ✓ FULL-EXTENSION



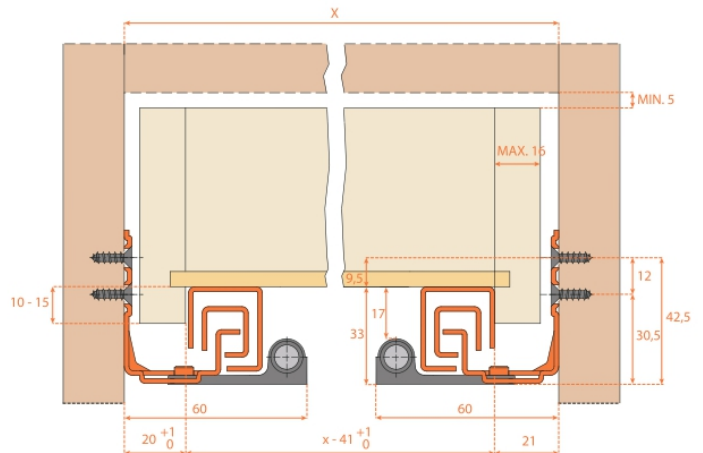
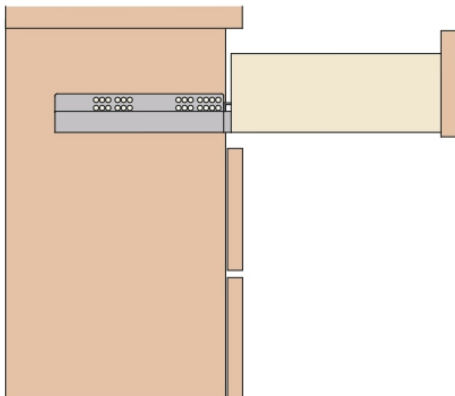
CC6558 - futura Push - Smove 2 SYSTEM IN 1 DRAWER SLIDE

Technical Information

- Dynamic load capacity N 294 (kg 30).
- With push opening and smove decelerated closing system
- Safety system that prevents the drawers from turning over.
- Drawer height adjustment (+2,5mm).
- The drawer is maintained parallel with the cabinet side during opening.
- Finish: bright zinc-plated.
- Size : 30/35/40/45/50/55/60 cm

ข้อมูลทางเทคนิค

- รางลิ้นชักแบบซ่อนราง (สองตอน) อย่างดี
- ระบบเปิดกดกระดิ่ง (Push-opening) และระบบปิดนุ่มนวล (Soft-closing)
- ระบบ "คลิป" ไม่ต้องใช้สกรู รับน้ำหนัก 30 กก.
- สามารถปรับความสูงของลิ้นชัก (+3 มม.) ปรับตงคลิก
- ขนาด : 30/35/40/45/50/55/60 ซม



DRAWER SLIDE

อุปกรณ์รางลิ้นชัก



CC6558 Handle-less opening

Push the frontal to open the drawer.



The drawer opens approximately 5 - 10 cm.



Open the drawer to access the inner space.



Open drawer.



Closing with decelerating effect.



Opening with handle

Pull the handle to open the drawer.



Open drawer.



Closing with decelerating effect.

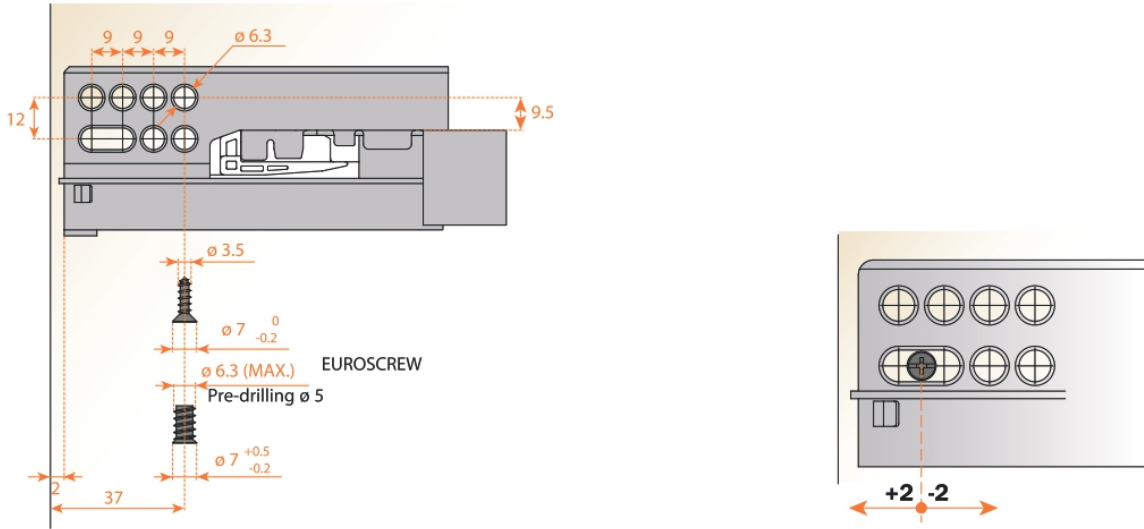


DRAWER SLIDE

อุปกรณ์รางลิ้นชัก

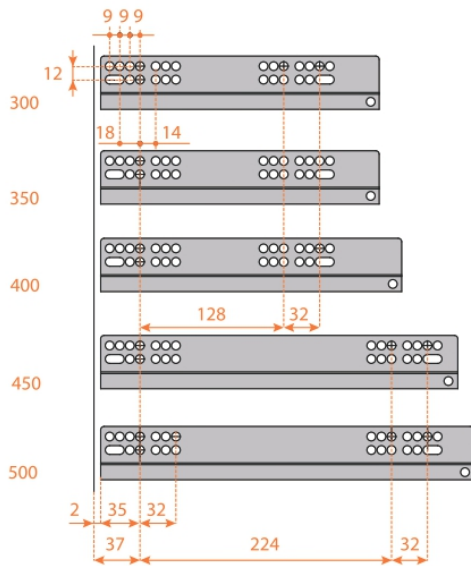


CC6558 Fixing full-extension runner on cabinet side.

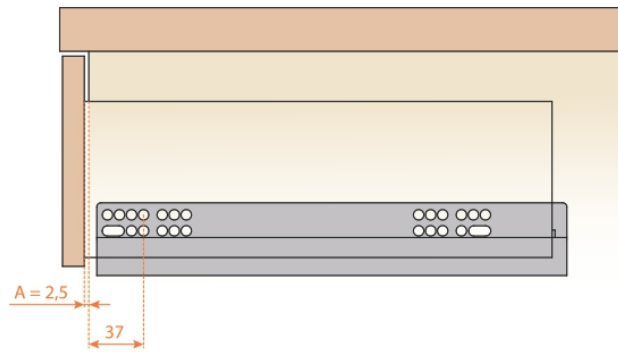


The oval slot allows the easy alignment of drawer frontals particularly in multi drawer and Push applications.

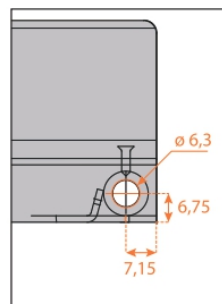
Drilling positions for runner on cabinet side. Full-extension



For the function Push is required an A value = 2,5 mm.
This value is obtained by placing the runner at 37 mm from the edge of the cabinet.



Detail of the rear additional fixing hole



DRAWER SLIDE

อุปกรณ์รางลิ้นชัก



CC6558 Drawer setting: abbreviations

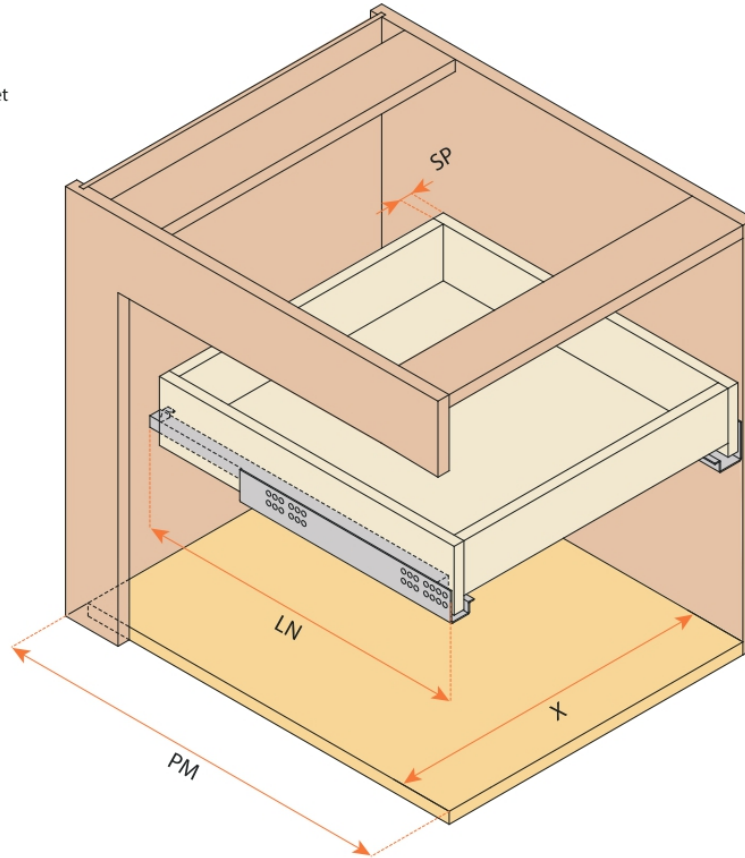
Chest of drawers

SP = Thickness of the drawer

LN = Nominal runner length

PM = Depth of the cabinet

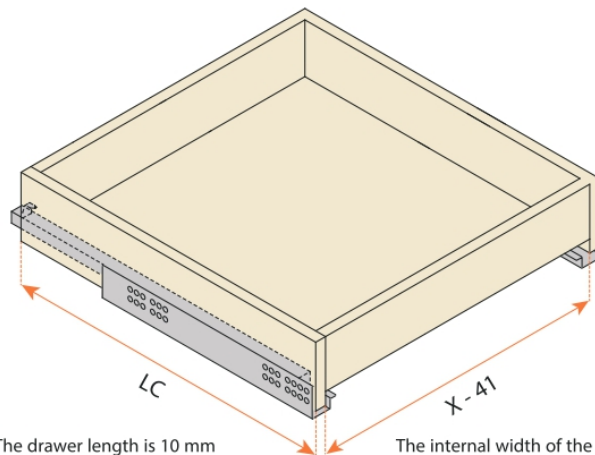
X = Internal width of the cabinet



Drawer dimensions

LC = Runner length - 10 mm

X - 41 = Internal width of the drawer

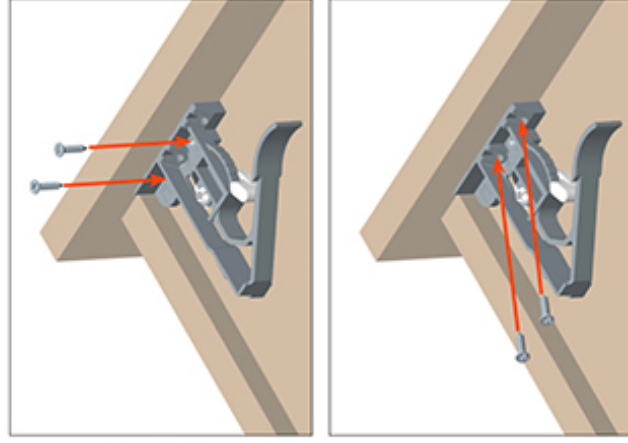
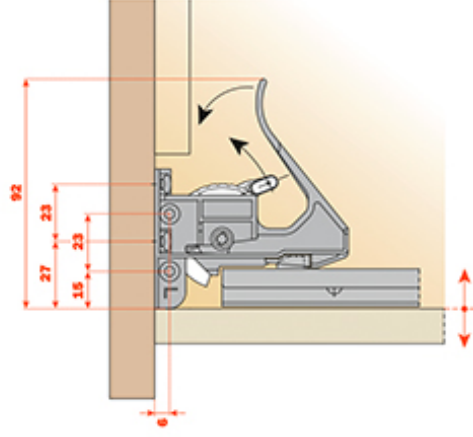


The drawer length is 10 mm shorter than the runner length

The internal width of the drawer is 41 mm less than the internal width of the cabinet

With 1 way adjustable clip - Technical information

Fixing clip



1071000010100

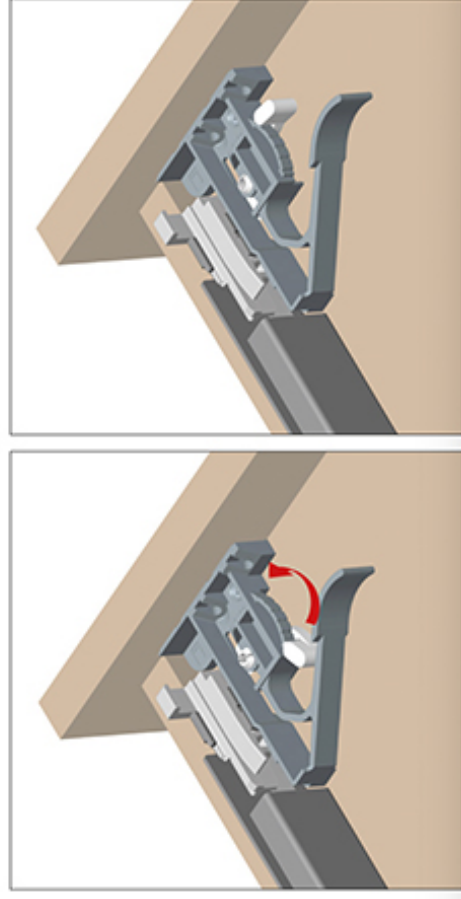
Right and left clip

PACKING
2 BOXES = 100 right pcs. and 100 left pcs.

Height adjustment + 2.5 mm

Turn the lever towards the front of the drawer to adjust the height.

This operation is tool free.



Futura - with 3 way adjustable clip

The 3 way adjustment allows for:

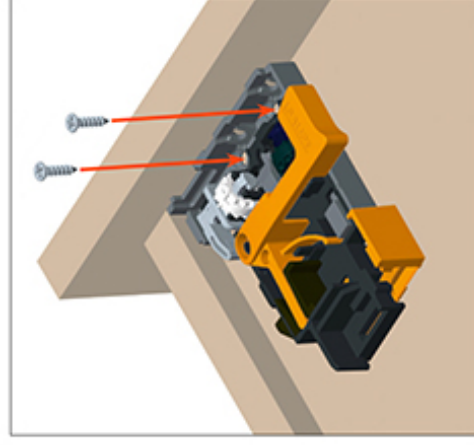
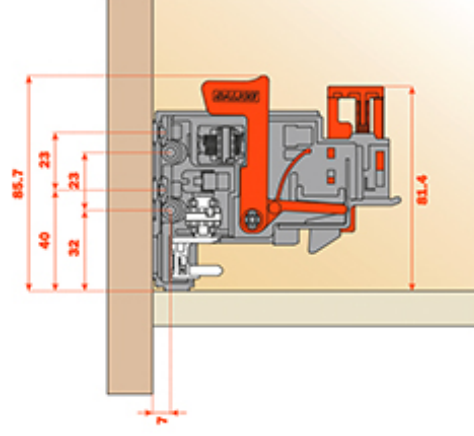
- align the drawers between them;
- align the drawers with the cabinet.

Features and benefits of the clip:

- for all versions of full-extension runners
- tool free 3 way adjustment
- patented removal system of the drawer, from both the front and the sides of the drawer
- clip manufactured in Carbon Fibre rich material for light weight, strength and rigidity

Clip assembly

Position the left and the right clip at the front of the drawer.
Fix with the screws on the bottom or on the front of the drawer as indicated in the images below.



1075000010100

Right and left clip with integrated adjustments

PACKING
2 BOXES = 100 right pcs. and 100 left pcs.

